



STATEMENT OF APPROPRIATIONS, ALLOTMENTS, OBLIGATIONS, DISBURSEMENTS AND BALANCES
 As of the Quarter Ending December 31, 2015


Current Year Appropriations
 Supplemental Appropriations
 Continuing Appropriations


Particulars	UACS CODE	Authorized Appropriation	Adjustments (To/From, Reallocation)	Adjusted Appropriations	Allotments Received	Adjustments (Withdrawal, Reallocation)	Allotments Transfer to Regions	Transfer From Regions	Adjusted Total Allotments	Current Year Obligations				Total	Current Year Disbursements				Unreleased Appropriations	Unobligated Amount	Balances				
										1st Quarter Ending March 31	2nd Quarter Ending June 30	3rd Quarter Ending Sept. 30	4th Quarter Ending Dec. 31		1st Quarter Ending March 31	2nd Quarter Ending June 30	3rd Quarter Ending Sept. 30	4th Quarter Ending Dec. 31			Total	Due	Not Yet Due and Demandable		
II. Automatic Appropriations	1 04 102	18,911,000.00		18,911,000.00	18,911,000.00	0.00	146,953.88	146,953.88	18,911,000.00	4,421,099.49	4,896,204.67	4,175,609.40	4,488,329.24	17,981,292.80	4,726,623.91	4,395,548.71	4,788,916.99	4,244,082.44	18,264,581.05	0.00	919,746.70	23	24		
R/UP	50103010 00																								
Social Account in the General Fund (Please see Motor Vehicle Users Charge Fund)	50200000 00																								
MOOE	50300300 00																								
Sub-Total, Automatic Appropriations		18,911,000.00		18,911,000.00	18,911,000.00	0.00	146,953.88	146,953.88	18,911,000.00	4,421,099.49	4,896,204.67	4,175,609.40	4,488,329.24	17,981,292.80	4,726,623.91	4,395,548.71	4,788,916.99	4,244,082.44	18,264,581.05	0.00	919,746.70	23	24		
III. Special Purpose Fund (Please specify)																									
MP/PS	1 01 405	0.00		0.00	5,072,058.00	0.00	3,375,000.00	0.00	1,697,058.00	0.00	12,767,787.70	2,201,572.86	6,589,240.58	22,680,581.23	1,587,018.39	9,377,975.00	4,813,616.00	5,898,248.53	21,841,782.91	1,889,095.00	20,391,161.33				
Salaries	0.00	0.00		0.00	8,408,747.00	0.00	0.00	0.00	8,408,747.00	0.00	533,896.24	1,062,825.00	5,258,381.90	18,698,444.29	1,587,018.39	9,377,975.00	4,813,616.00	5,898,248.53	21,841,782.91	1,889,095.00	20,391,161.33				
Retirement and Life Ins F	1 01 407	0.00		0.00	691,241.00	0.00	0.00	0.00	691,241.00	0.00	52,705.47	66,882.28	37,117.40	52,705.47	154,892.28	154,892.28	154,892.28	154,892.28	154,892.28	154,892.28	0.00	0.00			
Terminal Leave Benefits	0.00	0.00		0.00	672,706.00	0.00	0.00	0.00	672,706.00	0.00	973,744.84	2,877,948.91	0.00	1,67,853.28	699,728.63	1,566,207.42	0.00	0.00	2,433,597.33	0.00	2,433,597.33				
Monetization	0.00	0.00		0.00	303,655.00	0.00	0.00	0.00	303,655.00	0.00	1,256,650.85	0.00	0.00	3,054,811.92	0.00	0.00	0.00	0.00	0.00	0.00	0.00	0.00	0.00		
Sub-Total, Special Purpose Fund		0.00		0.00	15,191,614.00	0.00	3,375,000.00	0.00	11,776,614.00	0.00	16,700,400.98	2,274,142.00	12,297,859.98	33,305,525.58	1,807,375.13	10,213,283.91	6,478,182.62	5,790,372.63	21,289,274.59	11,776,614.00	20,022,239.89				
MOOE	50200000 00																								
Fin Exp (if applicable)	50300000 00																								
CO	50900000 00																								
GRAND TOTAL		18,911,000.00		18,911,000.00	18,911,000.00	0.00	146,953.88	146,953.88	18,911,000.00	4,421,099.49	4,896,204.67	4,175,609.40	4,488,329.24	17,981,292.80	4,726,623.91	4,395,548.71	4,788,916.99	4,244,082.44	18,264,581.05	0.00	919,746.70	23	24		
PS	50103010 00	283,623,808.00		283,623,808.00	283,623,808.00	0.00	4,886,729.00	5,111,788.00	283,709,844.00	73,527,145.16	116,602,538.65	76,128,979.84	32,614,415.70	288,803,595.35	72,494,380.58	110,814,447.28	63,347,679.53	31,058,118.73	297,752,553.12	144,086,804.00	173,586,110.45				
MOOE	50200000 00	2,452,000.00		2,452,000.00	1,452,000.00	0.00	0.00	42,450,100.00	1,452,000.00	271,951,100.00	334,914,582.28	322,535,525.18	942,081,211.54	1,871,252,595.02	185,688,444.29	307,042,346.23	345,506,116.51	818,575,090.28	1,859,692,037.61	600,000,000.00	411,095,845.03	21,620,725			
Fin Exp (if applicable)	50300000 00	180,000.00		180,000.00	180,000.00	0.00	0.00	0.00	180,000.00	0.00	359,000.00	49,000.00	513,000.00	1,380,000.00	281,730.59	486,115.46	410,297.25	774,488.26	1,364,862.26	0.00	180,000.00				
CO	50900000 00	180,000.00		180,000.00	180,000.00	0.00	0.00	0.00	180,000.00	0.00	0.00	0.00	0.00	0.00	0.00	0.00	0.00	0.00	0.00	0.00	0.00	0.00	0.00		
Recapitulation by MFC:		618,373,808.00		618,373,808.00	618,373,808.00	0.00	11,721,744.62	10,490,877.62	618,373,808.00	182,199,808.61	186,461,907.19	203,393,544.31	326,164,689.26	618,231,129.37	118,224,465.98	150,294,974.64	191,229,453.94	259,129,346.11	716,927,079.88	146,937,629.16	48,226,733.63				
MFC 1		177,342,000.00		177,342,000.00	177,342,000.00	0.00	6,954,119.80	27,496,528.00	177,342,000.00	26,593,197.82	36,159,522.56	45,231,047.78	48,066,258.56	153,963,298.72	34,698,986.98	54,897,599.46	43,599,050.66	43,224,214.14	146,937,629.16	0.00	43,391,732.28				
MFC 2		441,031,808.00		441,031,808.00	441,031,808.00	0.00	4,767,624.82	7,994,349.62	441,031,808.00	155,606,610.79	150,302,384.63	158,162,496.53	278,108,430.70	464,267,830.65	183,525,478.99	95,397,375.18	147,626,404.28	215,904,331.97	300,000,000.00	475,839,406.89	161,304,646.89				

OF WHICH:
 Major Programs/Projects
 KRA No. 1 - Anti-Corruption, Transparency, Accountable and Participatory Governance
 Program Budgeting:
 MPP
 Other Major Programs and Projects and monitored by the President through PMS
 PMS
 PMP
 continue down to the last PMP
 continue down to the last PMP
 continue down to the last PMP

Certified Correct: 
 MFC 1
 Date: _____

Certified Correct: 
 MFC 2
 Date: _____

Recommended/Approved: 
 MFC 1
 Date: _____

Approved By: 
 RANON K. JIMENEZ JR.
 Agency Head/Department Secretary
 Date: _____