





Particulars	UACS CODE	Appropriation		Allotments						Current Year Obligations					Current Year Disbursements					Balances				
		Authorized Appropriation	Adjustments (Transfer To/From, Reassignment)	Adjusted Appropriations	Allotments Received	Adjustments (Withdrawal, Reassignment)	Transfer To	Transfer From	Adjusted Total Allotments	1st Quarter	2nd Quarter	3rd Quarter	4th Quarter	Total	1st Quarter	2nd Quarter	3rd Quarter	4th Quarter	Total	Unreleased Appropriations	Unobligated Allotment	Unpaid Obligations		
										Ending Mar-31	Ending Jun-30	Ending Sept. 30	Ending Dec. 31		Ending Mar-31	Ending Jun-30	Ending Sept. 30	Ending Dec. 31				20=(16+17+18+19)	21=(5-10)	22=(10-15)
Pension and Gratuity Fund	9060000000		7,137,746.00	7,137,746.00	7,137,746.00			7,137,746.00	3,465,325.77	2,095,394.00	30,564.99	1,545,860.00	7,137,744.76					1,545,860.00	1,545,860.00			1.24	5,591,884.78	
For payment of retirement and terminal leave	2.82009E+14		5,631,120.00	5,631,120.00	5,631,120.00			5,631,120.00	3,465,325.77	589,368.00	30,564.99	1,545,860.00	5,631,118.76					1,545,860.00	1,545,860.00			1.24	4,065,258.78	
PS			5,631,120.00	5,631,120.00	5,631,120.00			5,631,120.00	3,465,325.77	589,368.00	30,564.99	1,545,860.00	5,631,118.76					1,545,860.00	1,545,860.00			1.24	4,065,258.78	
For payment of monetization of leave credits	1.03009E+14		1,506,626.00	1,506,626.00	1,506,626.00			1,506,626.00		1,506,626.00			1,506,626.00											1,506,626.00
PS			1,506,626.00	1,506,626.00	1,506,626.00			1,506,626.00		1,506,626.00			1,506,626.00											1,506,626.00
GRAND TOTAL		2,298,812,000.00	832,806,322.17	3,131,620,322.17	2,331,880,590.00	749,675,877.17	-236,115,584.75	236,115,584.75	3,091,335,237.17	472,423,333.15	678,907,425.13	993,827,576.37	2,859,543,408.33	271,037,958.27	375,757,039.19	961,619,146.07	757,902,476.31	2,065,715,619.84	50,064,065.00	231,012,828.24	579,958,608.56	204,869,190.13	40,617,293.97	
PS		425,271,000.00	47,681,572.17	472,952,572.17	439,339,580.00	14,612,677.17	-142,700.00	142,700.00	472,952,572.17	113,822,884.69	106,352,697.78	55,488,923.24	444,411,966.56	91,376,618.20	84,364,599.29	101,619,516.06	126,275,514.32	403,636,209.89	335	29,540,290.61	158,452.70	154,531,214.87		
MOOE		1,838,091,000.00	785,126,750.00	2,623,217,750.00	1,838,091,000.00	735,063,000.00	-235,972,884.75	235,972,884.75	2,573,154,000.00	358,082,194.15	570,571,574.98	604,208,810.52	838,786,573.18	2,372,049,152.94	179,143,065.76	291,155,940.25	555,863,006.58	811,655,749.22	1,637,717,781.81	50,063,750.00	201,104,847.06	579,800,156.26	154,531,214.87	
FinEX		1,600,000.00	1,600,000.00	1,600,000.00	1,600,000.00			1,600,000.00	518,254.31	573,152.36	134,526.54	106,522.72	1,332,454.93	518,254.31	236,539.65	214,136.53	272,003.15	1,240,833.84		267,545.07		91,621.29		
OD		33,850,000.00		33,850,000.00	33,850,000.00			33,850,000.00			7,562,814.88	25,197,029.62	32,749,844.50			3,921,484.86	19,199,209.62	23,120,594.50		1,100,155.50		9,629,150.00		

Certified Correct: 
 MA LUZ FANCUYAYA
 Budget Officer
 Date:

Certified Correct: 
 AIDA T. SORIANO
 Chief Accountant
 Date:

Recommended By: 
 MARY R. ROLITCO
 PIC, FMS
 Date:

Approved By: 
 WANDA GORAZON TOLEO-TEO
 Agency Head/Department
 Date: