

MONTHLY REPORT OF DISBURSEMENT
For the month of January 31, 2021

Department : Department of Tourism
Agency: Office of the Secretary
Operating Unit: All
Organization Code(UACS): 21 001 01
Funding Source Code (as Clustered): 01 - Regular Agency Fund

PARTICULARS (1)	CURRENT YEAR'S BUDGET					PRIOR YEAR'S ACCOUNTS PAYABLE											SUB-TOTAL 18=(6+17)	GRAND TOTAL					REMARKS	
	PS (2)	MOOE (3)	Fin. Exp (4)	CO (5)	TOTAL 6=(2+3+4+5)	PRIOR YEARS ACCOUNTS PAYABLE				CURRENT YEARS ACCOUNTS PAYABLE								PS (23)	MOOE (24)	Fin. Exp (25)	CO (26)	TOTAL 27=(23+24+25+26)		
						PS (7)	MOOE (8)	Fin Exp (9)	CO (10)	Sub-Total 11=(7+8+9+10)	PS (12)	MOOE (13)	Fin. Exp (14)	CO (15)	Sub-Total 16=(12+13+14+15)	TOTAL 17=(11+16)								
CASH DISBURSEMENTS																								
NOTICE OF CASH ALLOCATION (NCA)																								
MDS CHECKS ISSUED	3,014,483.84	2,090,392.87	-	-	5,104,876.71	24,006.78	61,688,342.94	-	-	61,712,349.72	-	1,097,168.51	-	1,097,168.51	62,809,518.23	67,914,394.94	3,038,490.62	64,875,904.32	-	-	-	-	67,914,394.94	
ADVICE TO DEBIT ACCOUNT	16,429,144.08	2,843,610.71	-	-	19,272,754.79	940,021.93	13,800,640.37	52,432.97	-	14,793,095.27	-	166,696.10	-	166,696.10	14,959,791.37	34,232,546.16	17,369,166.01	16,810,947.18	52,432.97	-	-	-	34,232,546.16	
NOTICE OF TRANSFER ALLOCATIONS (NTA)																								
MDS CHECKS ISSUED	-	-	-	-	-	-	-	-	-	-	-	-	-	-	-	-	-	-	-	-	-	-	-	-
ADVICE TO DEBIT ACCOUNT	-	-	-	-	-	-	-	-	-	-	-	-	-	-	-	-	-	-	-	-	-	-	-	-
WORKING FUND FOR FAPs	-	-	-	-	-	-	-	-	-	-	-	-	-	-	-	-	-	-	-	-	-	-	-	-
CASH DISBURSEMENT CEILING(CDC)	-	-	-	-	-	-	-	-	-	-	-	-	-	-	-	-	-	-	-	-	-	-	-	-
TOTAL CASH DISBURSEMENTS	19,443,627.92	4,934,003.58	-	-	24,377,631.50	964,028.71	75,488,983.31	52,432.97	-	76,505,444.99	-	1,263,864.61	-	1,263,864.61	77,769,309.60		20,407,656.63	81,686,851.50	52,432.97	-	-	-	102,146,941.10	
NON-CASH DISBURSEMENTS																								
TAX REMITTANCE ADVICES ISSUED (TRA)	3,067,888.85	4,348,187.44	-	-	7,416,076.29	172,490.08	175,289.14	-	-	347,779.22	-	-	-	-	347,779.22	7,763,855.51	3,240,378.93	4,523,476.58	-	-	-	-	7,763,855.51	
NON-CASH AVAILMENT AUTHORITY (NCAA)	-	-	-	-	-	-	-	-	-	-	-	-	-	-	-	-	-	-	-	-	-	-	-	-
DISBURSEMENTS EFFECTED THROUGH	-	-	-	-	-	-	-	-	-	-	-	-	-	-	-	-	-	-	-	-	-	-	-	-
OUTRIGHT DEDUCTIONS FROM CLAIMS	-	-	-	-	-	-	-	-	-	-	-	-	-	-	-	-	-	-	-	-	-	-	-	-
Overpayment of expenses	-	-	-	-	-	-	-	-	-	-	-	-	-	-	-	-	-	-	-	-	-	-	-	-
Restitution of loss of government property	-	-	-	-	-	-	-	-	-	-	-	-	-	-	-	-	-	-	-	-	-	-	-	-
Liquidation damages and similar claims	-	-	-	-	-	-	-	-	-	-	-	-	-	-	-	-	-	-	-	-	-	-	-	-
TOTAL NON-CASH DISBURSEMENTS	3,067,888.85	4,348,187.44	-	-	7,416,076.29	172,490.08	175,289.14	-	-	347,779.22	-	-	-	-	347,779.22		3,240,378.93	4,523,476.58	-	-	-	-	7,763,855.51	
GRAND TOTAL	22,511,516.77	9,282,191.02	-	-	31,793,707.79	1,136,518.79	75,664,272.45	52,432.97	-	76,853,224.21	-	1,263,864.61	-	1,263,864.61	78,117,088.82		23,648,035.56	86,210,328.08	52,432.97	-	-	-	109,910,796.61	

Summary:

	Previous Report	This Month	As of Date
<i>Total Disbursement Authorities Received</i>			
NCA		178,460,000.00	178,460,000.00
NTA *received		-	-
Working Fund		-	-
TRA		7,763,855.51	7,763,855.51
CDC		-	-
NCAA		-	-
Less: Notice of Transfer of Allocations(NTA) Issued		169,650.00	169,650.00
Total Disbursement Authorities Available		186,054,205.51	186,054,205.51
Less:			
Lapsed NCA Disbursements		109,910,796.61	109,910,796.61
Less: Other Non-Cash Disbursements			
Disbursements effected through outright deductions from claims		-	-
Overpayment of expenses		-	-
Restitution of loss of government property		-	-
Liquidation damages and similar claims		-	-
Others (eg. TEF, BTr Docs Stamp, etc)		-	-
Add/Less: Adjustment (eg. cancelled/staled checks)			
Balance of Disbursement Authorities as at date		76,143,408.90	76,143,408.90

	Previous Report	This Month	As of Date
Total Disbursements Program	-	186,236,000.00	186,236,000.00
Less: * Actual Disbursements	-	109,910,796.61	109,910,796.61
(Over)/Under spending	-	76,325,203.39	76,325,203.39

Certified Correct:

ROMAN G. BERSAMIRA
Chief, Accounting Division

Recommending Authority

ATTY. LEILA MAGDA G. RIVERA
Assistant Secretary for Administration and Finance

Approved by:

ATTY. REYNALDO L. CHING
OIC Undersecretary for Administration and Finance

MONTHLY REPORT OF DISBURSEMENT
For the month of February 28, 2021

Department : Department of Tourism
Agency: Office of the Secretary
Operating Unit: All
Organization Code(UACS): 21 001 01
Funding Source Code (as Clustered): 01 - Regular Agency Fund

PARTICULARS	CURRENT YEAR'S BUDGET					PRIOR YEAR'S ACCOUNTS PAYABLE										SUB-TOTAL	GRAND TOTAL					Remarks	
	PS	MOOE	Fin. Exp	CO	TOTAL	PRIOR YEARS ACCOUNTS PAYABLE					CURRENT YEARS ACCOUNTS PAYABLE						PS	MOOE	Fin. Exp	CO	TOTAL		
						PS	MOOE	Fin Exp	CO	Sub-Total	PS	MOOE	Fin. Exp	CO	Sub-Total								TOTAL
(1)	(2)	(3)	(4)	(5)	6=(2+3+4+5)	(7)	(8)	(9)	(10)	11=(7+8+9+10)	(12)	(13)	(14)	(15)	16=(12+13+14+15)	17=(11+16)	18=(6+17)	(23)	(24)	(25)	(26)	27=(23+24+25+26)	
CASH DISBURSEMENTS																							
NOTICE OF CASH ALLOCATION (NCA)																							
MDS CHECKS ISSUED	11,290,756.43	3,205,375.02	-	-	14,496,131.45	14,156.88	33,160,314.58	4,465.47	-	33,178,936.93	-	675,464.70	-	-	675,464.70	33,854,401.63	48,350,533.08	11,304,913.31	37,041,154.30	4,465.47	-	-	48,350,533.08
ADVICE TO DEBIT ACCOUNT	17,094,068.09	82,098,047.05	-	-	99,192,115.14	1,092,849.91	3,317,361.42	4,550.00	-	4,414,761.33	-	529,938.19	-	-	529,938.19	4,944,699.52	104,136,814.66	18,186,918.00	85,945,346.66	4,550.00	-	-	104,136,814.66
NOTICE OF TRANSFER ALLOCATIONS (NTA)																							
MDS CHECKS ISSUED	-	-	-	-	-	-	-	-	-	-	-	-	-	-	-	-	-	-	-	-	-	-	-
ADVICE TO DEBIT ACCOUNT	-	-	-	-	-	-	-	-	-	-	-	-	-	-	-	-	-	-	-	-	-	-	-
WORKING FUND FOR FAPs	-	-	-	-	-	-	-	-	-	-	-	-	-	-	-	-	-	-	-	-	-	-	-
CASH DISBURSEMENT CEILING(CDC)	-	-	-	-	-	-	-	-	-	-	-	-	-	-	-	-	-	-	-	-	-	-	-
TOTAL CASH DISBURSEMENTS	28,384,824.52	85,303,422.07	-	-	113,688,246.59	1,107,006.79	36,477,676.00	9,015.47	-	37,593,698.26	-	1,205,402.89	-	-	1,205,402.89	38,799,101.15	29,491,831.31	122,986,500.96	9,015.47	-	-	-	152,487,347.74
NON-CASH DISBURSEMENTS																							
TAX REMITTANCE ADVICES ISSUED (TRA)	2,885,685.68	2,754,812.25	-	-	5,640,497.93	-	137,295.99	-	-	137,295.99	-	1,759.35	-	-	1,759.35	139,055.34	5,779,553.27	2,885,685.68	2,893,867.59	-	-	-	5,779,553.27
NON-CASH AVAILMENT AUTHORITY (NCAA)	-	-	-	-	-	-	-	-	-	-	-	-	-	-	-	-	-	-	-	-	-	-	-
DISBURSEMENTS EFFECTED THROUGH	-	-	-	-	-	-	-	-	-	-	-	-	-	-	-	-	-	-	-	-	-	-	-
OUTRIGHT DEDUCTIONS FROM CLAIMS	-	-	-	-	-	-	-	-	-	-	-	-	-	-	-	-	-	-	-	-	-	-	-
Overpayment of expenses	-	-	-	-	-	-	-	-	-	-	-	-	-	-	-	-	-	-	-	-	-	-	-
Restitution of loss of government property	-	-	-	-	-	-	-	-	-	-	-	-	-	-	-	-	-	-	-	-	-	-	-
Liquidation damages and similar claims	-	-	-	-	-	-	-	-	-	-	-	-	-	-	-	-	-	-	-	-	-	-	-
TOTAL NON-CASH DISBURSEMENTS	2,885,685.68	2,754,812.25	-	-	5,640,497.93	-	137,295.99	-	-	137,295.99	-	1,759.35	-	-	1,759.35	139,055.34	5,779,553.27	2,885,685.68	2,893,867.59	-	-	-	5,779,553.27
GRAND TOTAL	31,270,510.20	88,058,234.32	-	-	119,328,744.52	1,107,006.79	36,614,971.99	9,015.47	-	37,730,994.25	-	1,207,162.24	-	-	1,207,162.24	38,938,156.49	158,266,901.01	125,880,368.55	9,015.47	-	-	-	158,266,901.01

Summary:

	Previous Report	This Month	As of Date
Total Disbursement Authorities Received			
NCA	178,460,000.00	366,914,959.00	545,374,959.00
NTA *received	-	79,055.46	79,055.46
Working Fund	-	-	-
TRA	7,763,855.51	5,779,553.27	13,543,408.78
CDC	-	-	-
NCAA	-	-	-
Less: Notice of Transfer of Allocations(NTA) Issued	169,650.00	169,650.00	339,300.00
Total Disbursement Authorities Available	186,054,205.51	372,603,917.73	558,658,123.24
Less:			
Lapsed NCA	-	-	-
Disbursements	109,910,796.61	158,266,901.01	268,177,697.62
Less: Other Non-Cash Disbursements			
Disbursements effected through outright deductions from claims	-	-	-
Overpayment of expenses	-	-	-
Restitution of loss of government property	-	-	-
Liquidation damages and similar claims	-	-	-
Others (eg. TEF, BTR Docs Stamp, etc)	-	-	-
Add/Less: Adjustment (eg. cancelled/staled checks)			
Balance of Disbursement Authorities as at date	76,143,408.90	214,337,016.72	290,480,425.62

	Previous Report	This Month	As of Date
Total Disbursements Program	186,236,000.00	149,591,000.00	335,827,000.00
Less: * Actual Disbursements (Over)/Under spending	109,910,796.61	158,266,901.01	268,177,697.62
	76,325,203.39	(8,675,901.01)	67,649,302.38

Certified Correct:

ROMAN G. BERSAMIRA
Chief, Accounting Division

Recommending Authority

ATTY. LEILA MAGDA G. RIVERA
Assistant Secretary for Administration and Finance

Approved by:

ATTY. REYNALDO L. CHING
OIC Undersecretary for Administration and Finance

MONTHLY REPORT OF DISBURSEMENT
For the month of April 30, 2021


Department : Department of Tourism
 Agency: Office of the Secretary
 Operating Unit: All
 Organization Code(UACS): 21 001 01
 Funding Source Code (as Clustered): 01 - Regular Agency Fund

PARTICULARS	CURRENT YEAR'S BUDGET					PRIOR YEAR'S BUDGET											SUB-TOTAL	GRAND TOTAL					
	PS	MOOE	Fin. Exp	CO	TOTAL	PRIOR YEARS ACCOUNTS PAYABLE					CURRENT YEARS ACCOUNTS PAYABLE							TOTAL	PS	MOOE	Fin. Exp	CO	TOTAL
						PS	MOOE	Fin Exp	CO	Sub-Total	PS	MOOE	Fin. Exp	CO	Sub-Total								
(1)	(2)	(3)	(4)	(5)	6=(2+3+4+5)	(7)	(8)	(9)	(10)	11=(7+8+9+10)	(12)	(13)	(14)	(15)	16=(12+13+14+15)	17=(11+16)	(23)	(24)	(25)	(26)	27=(23+24+25+26)		
CASH DISBURSEMENTS																							
NOTICE OF CASH ALLOCATION (NCA)																							
MDS CHECKS ISSUED	2,300,344.34	1,564,324.83	-	-	3,864,669.17	-	83,258,683.68	-	-	83,258,683.68	-	12,928,733.98	-	-	12,928,733.98	96,187,417.66	100,052,086.83	2,300,344.34	97,751,742.49	-	-	100,052,086.83	
ADVICE TO DEBIT ACCOUNT	18,503,606.97	35,275,414.42	117,947.80	-	53,886,969.19	37,736.77	1,921,707.42	4,920.01	-	1,964,364.20	-	93,710.08	-	-	93,710.08	2,058,074.28	55,955,043.47	18,541,343.74	37,290,831.92	122,867.81	-	55,955,043.47	
NOTICE OF TRANSFER ALLOCATIONS (NTA)																							
MDS CHECKS ISSUED	-	-	-	-	-	-	-	-	-	-	-	-	-	-	-	-	-	-	-	-	-	-	
ADVICE TO DEBIT ACCOUNT	-	-	-	-	-	-	-	-	-	-	-	-	-	-	-	-	-	-	-	-	-	-	
WORKING FUND FOR FAPs	-	-	-	-	-	-	-	-	-	-	-	-	-	-	-	-	-	-	-	-	-	-	
CASH DISBURSEMENT CEILING(CDC)	-	-	-	-	-	-	-	-	-	-	-	-	-	-	-	-	-	-	-	-	-	-	
TOTAL CASH DISBURSEMENTS	20,803,951.31	36,839,739.25	117,947.80	-	57,761,638.36	37,736.77	85,180,391.10	4,920.01	-	85,223,047.88	-	13,022,444.06	-	-	13,022,444.06	98,245,491.94		20,841,688.08	135,042,574.41	122,867.81	-	156,007,130.30	
NON-CASH DISBURSEMENTS																							
TAX REMITTANCE ADVICES ISSUED (TRA)	3,085,241.24	6,418,306.42	-	-	9,503,547.66	-	29,756.67	-	-	29,756.67	-	1,837.05	-	-	1,837.05	31,593.72	9,535,141.38	3,085,241.24	6,449,900.14	-	-	9,535,141.38	
NON-CASH AVAILMENT AUTHORITY (NCAA)	-	-	-	-	-	-	-	-	-	-	-	-	-	-	-	-	-	-	-	-	-	-	
DISBURSEMENTS EFFECTED THROUGH	-	-	-	-	-	-	-	-	-	-	-	-	-	-	-	-	-	-	-	-	-	-	
OUTRIGHT DEDUCTIONS FROM CLAIMS	-	-	-	-	-	-	-	-	-	-	-	-	-	-	-	-	-	-	-	-	-	-	
Overpayment of expenses	-	-	-	-	-	-	-	-	-	-	-	-	-	-	-	-	-	-	-	-	-	-	
Restitution of loss of government property	-	-	-	-	-	-	-	-	-	-	-	-	-	-	-	-	-	-	-	-	-	-	
Liquidation damages and similar claims	-	-	-	-	-	-	-	-	-	-	-	-	-	-	-	-	-	-	-	-	-	-	
TOTAL NON-CASH DISBURSEMENTS	3,085,241.24	6,418,306.42	-	-	9,503,547.66	-	29,756.67	-	-	29,756.67	-	1,837.05	-	-	1,837.05	31,593.72		3,085,241.24	6,449,900.14	-	-	9,535,141.38	
GRAND TOTAL	23,889,192.55	43,258,045.67	117,947.80	-	67,265,186.02	37,736.77	85,210,147.77	4,920.01	-	85,252,804.55	-	13,024,281.11	-	-	13,024,281.11	98,277,085.66	165,542,271.68	23,926,929.32	141,492,474.55	122,867.81	-	165,542,271.68	

Summary:

	Previous Report	This Month	As of Date
Total Disbursement Authorities Received			
NCA	658,101,959.00	204,580,000.00	862,681,959.00
NTA received	79,055.46	-	79,055.46
Working Fund	-	-	-
TRA	36,187,840.58	9,535,141.38	45,722,981.96
CDC	-	-	-
NCAA	-	-	-
Less: Notice of Transfer of Allocations(NTA) Issued	1,309,900.00	-	1,309,900.00
Total Disbursement Authorities Available	693,058,955.04	214,115,141.38	907,174,096.42
Less:			
Lapsed NCA Disbursements	3,664,924.81	218,380.80	3,883,305.61
684,599,513.83	165,542,271.68	850,141,785.51	
Less: Other Non-Cash Disbursements			
Disbursements effected through outright deductions from claims	-	-	-
Overpayment of expenses	-	-	-
Restitution of loss of government property	-	-	-
Liquidation damages and similar claims	-	-	-
Others (eg. TEF, BTr Docs Stamp, etc)	-	-	-
Add/Less: Adjustment (eg. cancelled/staled checks)	50,134.30	-	50,134.30
Balance of Disbursement Authorities as at date	4,844,650.70	48,354,488.90	53,199,139.60

	Previous Report	This Month	As of Date
Total Disbursements Program	890,054,000.00	355,348,000.00	1,245,402,000.00
Less: * Actual Disbursements	688,314,572.94	165,760,652.48	854,075,225.42
(Over)/Under spending	201,739,427.06	189,587,347.52	391,326,774.58

Certified Correct:

ROMAN G. BERSAMIRA
 Chief, Accounting Division

Recommending Authority

ATTY. LEILA MAGDA G. RIVERA
 Assistant Secretary for Administration and Finance

Approved by:

ATTY. REYNALDO L. CHING
 OIC, Undersecretary for Administration and Finance

MONTHLY REPORT OF DISBURSEMENT
For the month of May 31, 2021

Department : Department of Tourism
Agency: Office of the Secretary
Operating Unit: All
Organization Code(UACS): 21 001 01
Funding Source Code (as Clustered): 01 - Regular Agency Fund

PARTICULARS	CURRENT YEAR'S BUDGET					PRIOR YEAR'S BUDGET											SUB-TOTAL	GRAND TOTAL					
	PS	MOOE	Fin. Exp	CO	TOTAL	PRIOR YEARS ACCOUNTS PAYABLE					CURRENT YEARS ACCOUNTS PAYABLE					TOTAL		PS	MOOE	Fin. Exp	CO	TOTAL	
						PS	MOOE	Fin Exp	CO	Sub-Total	PS	MOOE	Fin. Exp	CO	Sub-Total								
(1)	(2)	(3)	(4)	(5)	6=(2+3+4+5)	(7)	(8)	(9)	(10)	11=(7+8+9+10)	(12)	(13)	(14)	(15)	16=(12+13+14+15)	17=(11+16)	(18)=(6+17)	(23)	(24)	(25)	(26)	27=(23+24+25+26)	
CASH DISBURSEMENTS																							
NOTICE OF CASH ALLOCATION (NCA)																							
MDS CHECKS ISSUED	9,154,266.18	4,494,129.01	-	-	13,648,395.19	-	34,586,633.00	-	-	34,586,633.00	-	423,031.30	-	-	423,031.30	35,009,664.30	48,658,059.49	9,154,266.18	39,503,793.31	-	-	48,658,059.49	
ADVICE TO DEBIT ACCOUNT	42,449,670.91	28,016,856.74	49,969.54	-	70,516,497.19	22,048.76	3,521,297.42	5,128.79	-	3,548,474.97	3,119,084.38	1,020,548.00	5,474.50	-	4,145,106.88	7,693,581.85	78,210,079.04	45,590,804.05	32,558,702.16	60,572.83	-	78,210,079.04	
NOTICE OF TRANSFER ALLOCATIONS (NTA)																							
MDS CHECKS ISSUED	-	191,551.00	-	-	191,551.00	-	-	-	-	-	-	-	-	-	-	-	191,551.00	-	191,551.00	-	-	-	191,551.00
ADVICE TO DEBIT ACCOUNT	-	-	-	-	-	-	-	-	-	-	-	-	-	-	-	-	-	-	-	-	-	-	-
WORKING FUND FOR FAPs	-	-	-	-	-	-	-	-	-	-	-	-	-	-	-	-	-	-	-	-	-	-	-
CASH DISBURSEMENT CEILING(CDC)	-	-	-	-	-	-	-	-	-	-	-	-	-	-	-	-	-	-	-	-	-	-	-
TOTAL CASH DISBURSEMENTS	51,603,937.09	32,702,536.75	49,969.54	-	84,356,443.38	22,048.76	38,107,930.42	5,128.79	-	38,135,107.97	3,119,084.38	1,443,579.30	5,474.50	-	4,568,138.18	42,703,246.15	54,745,070.23	72,254,046.47	60,572.83	-	-	127,059,689.53	
NON-CASH DISBURSEMENTS																							
TAX REMITTANCE ADVICES ISSUED (TRA)	3,403,939.33	3,030,240.66	-	-	6,434,179.99	-	10,881.87	-	-	10,881.87	-	22,231.62	-	-	22,231.62	33,113.49	6,467,293.48	3,403,939.33	3,063,354.15	-	-	6,467,293.48	
NON-CASH AVAILMENT AUTHORITY (NCAA)	-	-	-	-	-	-	-	-	-	-	-	-	-	-	-	-	-	-	-	-	-	-	-
DISBURSEMENTS EFFECTED THROUGH OUTRIGHT DEDUCTIONS FROM CLAIMS	-	-	-	-	-	-	-	-	-	-	-	-	-	-	-	-	-	-	-	-	-	-	-
Overpayment of expenses	-	-	-	-	-	-	-	-	-	-	-	-	-	-	-	-	-	-	-	-	-	-	-
Restitution of loss of government property	-	-	-	-	-	-	-	-	-	-	-	-	-	-	-	-	-	-	-	-	-	-	-
Liquidation damages and similar claims	-	-	-	-	-	-	-	-	-	-	-	-	-	-	-	-	-	-	-	-	-	-	-
TOTAL NON-CASH DISBURSEMENTS	3,403,939.33	3,030,240.66	-	-	6,434,179.99	-	10,881.87	-	-	10,881.87	-	22,231.62	-	-	22,231.62	33,113.49	6,467,293.48	3,403,939.33	3,063,354.15	-	-	6,467,293.48	
GRAND TOTAL	55,007,876.42	35,732,777.41	49,969.54	-	90,790,623.37	22,048.76	38,118,812.29	5,128.79	-	38,145,989.84	3,119,084.38	1,465,810.92	5,474.50	-	4,590,369.80	42,736,359.64	133,526,983.01	58,149,009.56	75,317,400.62	60,572.83	-	133,526,983.01	

Summary:

	Previous Report	This Month	As of Date
Total Disbursement Authorities Received			
NCA	862,681,959.00	278,237,475.64	1,140,919,434.64
NTA *received	79,055.46	17,295,241.17	17,374,296.63
Working Fund	-	-	-
TRA	45,722,981.96	6,467,293.48	52,190,275.44
CDC	-	-	-
NCAA	-	-	-
Less: Notice of Transfer of Allocations(NTA) Issued	1,309,900.00	25,750,455.77	27,060,355.77
Total Disbursement Authorities Available	907,174,096.42	276,249,554.52	1,183,423,650.94
Less:			
Lapsed NCA Disbursements	3,883,305.61	-	3,883,305.61
850,141,785.51	133,526,983.01	983,668,768.52	
Less: Other Non-Cash Disbursements			
Disbursements effected through outright deductions from claims	-	-	-
Overpayment of expenses	-	-	-
Restitution of loss of government property	-	-	-
Liquidation damages and similar claims	-	-	-
Others (eg. TEF, BTr Docs Stamp, etc)	-	-	-
Add/Less: Adjustment (eg. cancelled/staled checks)	50,134.30	-	50,134.30
Balance of Disbursement Authorities as at date	53,199,139.60	142,722,571.51	195,921,711.11

	Previous Report	This Month	As of Date
Total Disbursements Program	1,076,224,000.00	292,087,000.00	1,368,311,000.00
Less: * Actual Disbursements	852,380,396.28	133,526,983.01	985,907,379.29
(Over)/Under spending	223,843,603.72	158,560,016.99	382,403,620.71

Certified Correct:
Roman G. Bersamira
ROMAN G. BERSAMIRA
Chief, Accounting Division

Recommending Authority
Leila Magda G. Rivera
ATTY. LEILA MAGDA G. RIVERA
Assistant Secretary for Administration and Finance

Approved by:
Reynaldo I. Ching
ATTY. REYNALDO I. CHING
O/C Undersecretary for Administration and Finance

MONTHLY REPORT OF DISBURSEMENT
For the month of June 30, 2021

Department : Department of Tourism
 Agency: Office of the Secretary
 Operating Unit: All
 Organization Code(UACS): 21 001 01
 Funding Source Code (as Clustered): 01 - Regular Agency Fund

PARTICULARS	CURRENT YEAR'S BUDGET					PRIOR YEAR'S ACCOUNTS PAYABLE										SUB-TOTAL	GRAND TOTAL					
	PS	MOOE	Fin. Exp	CO	TOTAL	PRIOR YEARS ACCOUNTS PAYABLE					CURRENT YEARS ACCOUNTS PAYABLE						TOTAL	PS	MOOE	Fin. Exp	CO	TOTAL
						PS	MOOE	Fin Exp	CO	Sub-Total	PS	MOOE	Fin. Exp	CO	Sub-Total							
(1)	(2)	(3)	(4)	(5)	6=(2+3+4+5)	(7)	(8)	(9)	(10)	11=(7+8+9+10)	(12)	(13)	(14)	(15)	16=(12+13+14+15)	17=(11+16)	(18)	(19)	(20)	(21)	22=(18+19+20+21)	
CASH DISBURSEMENTS																						
NOTICE OF CASH ALLOCATION (NCA)																						
MDS CHECKS ISSUED	11,554,330.61	44,702,574.79	-	-	56,256,905.40	2,400.00	109,968,446.47	-	-	109,970,846.47	13,500.00	728,849.42	-	-	742,349.42	110,713,195.89	166,970,101.29	11,570,230.61	155,399,870.68	-	-	166,970,101.29
ADVICE TO DEBIT ACCOUNT	20,950,951.05	156,705,395.04	447,225.02	-	178,103,571.11	34,921.73	6,853,603.21	13,575.00	-	6,902,099.94	-	8,410,556.05	-	-	8,410,556.05	15,312,655.99	193,416,227.10	20,985,872.78	171,969,554.30	460,800.02	-	193,416,227.10
NOTICE OF TRANSFER ALLOCATIONS (NTA)																						
MDS CHECKS ISSUED	-	1,494,065.01	-	-	1,494,065.01	-	-	-	-	-	-	-	-	-	-	-	1,494,065.01	-	1,494,065.01	-	-	1,494,065.01
ADVICE TO DEBIT ACCOUNT	18,000.00	1,286,791.78	-	-	1,304,791.78	-	-	-	-	-	-	-	-	-	-	-	1,304,791.78	18,000.00	1,286,791.78	-	-	1,304,791.78
WORKING FUND FOR FAPs	-	-	-	-	-	-	-	-	-	-	-	-	-	-	-	-	-	-	-	-	-	-
CASH DISBURSEMENT CEILING(CDC)	-	-	-	-	-	-	-	-	-	-	-	-	-	-	-	-	-	-	-	-	-	-
TOTAL CASH DISBURSEMENTS	32,523,281.66	204,188,826.62	447,225.02	-	237,159,333.30	37,321.73	116,822,049.68	13,575.00	-	116,872,946.41	13,500.00	9,139,405.47	-	-	9,152,905.47	126,025,851.88	32,574,103.39	330,150,281.77	460,800.02	-	-	363,185,185.18
NON-CASH DISBURSEMENTS																						
TAX REMITTANCE ADVICES ISSUED (TRA)	3,466,541.06	11,718,145.07	-	-	15,184,686.13	-	162,273.31	-	-	162,273.31	-	7,191.87	-	-	7,191.87	169,465.18	15,354,151.31	3,466,541.06	11,887,610.25	-	-	15,354,151.31
NON-CASH AVAILMENT AUTHORITY (NCAA)	-	-	-	-	-	-	-	-	-	-	-	-	-	-	-	-	-	-	-	-	-	-
DISBURSEMENTS EFFECTED THROUGH OUTRIGHT DEDUCTIONS FROM CLAIMS	-	-	-	-	-	-	-	-	-	-	-	-	-	-	-	-	-	-	-	-	-	-
Overpayment of expenses	-	-	-	-	-	-	-	-	-	-	-	-	-	-	-	-	-	-	-	-	-	-
Restitution of loss of government property	-	-	-	-	-	-	-	-	-	-	-	-	-	-	-	-	-	-	-	-	-	-
Liquidation damages and similar claims	-	-	-	-	-	-	-	-	-	-	-	-	-	-	-	-	-	-	-	-	-	-
TOTAL NON-CASH DISBURSEMENTS	3,466,541.06	11,718,145.07	-	-	15,184,686.13	-	162,273.31	-	-	162,273.31	-	7,191.87	-	-	7,191.87	169,465.18	3,466,541.06	11,887,610.25	-	-	-	15,354,151.31
GRAND TOTAL	35,989,822.72	215,906,971.69	447,225.02	-	252,344,019.43	37,321.73	116,984,322.99	13,575.00	-	117,035,219.72	13,500.00	9,146,597.34	-	-	9,160,097.34	126,195,317.06	378,539,336.49	36,040,644.45	342,037,892.02	460,800.02	-	378,539,336.49

Summary:

	Previous Report	This Month	As of Date
Total Disbursement Authorities Received			
NCA	1,140,919,434.64	200,190,125.00	1,341,109,559.64
NTA *received	17,374,296.63	3,965,268.08	21,339,564.71
Working Fund	-	-	-
TRA	52,190,275.44	15,354,151.31	67,544,426.75
CDC	-	-	-
NCAA	-	-	-
Less: Notice of Transfer of Allocations(NTA) Issued	27,060,355.77	(90,594.54)	26,969,761.23
Total Disbursement Authorities Available	1,183,423,650.94	219,600,138.93	1,403,023,789.87
Less:			
Lapsed NCA	3,883,305.61	34,894,266.87	38,777,572.48
Disbursements	983,668,768.52	378,539,336.49	1,362,208,105.01
Less: Other Non-Cash Disbursements			
Disbursements effected through outright deductions from claims	-	-	-
Overpayment of expenses	-	-	-
Restitution of loss of government property	-	-	-
Liquidation damages and similar claims	-	-	-
Others (eg. TEF, BTR Docs Stamp, etc)	-	-	-
Add/Less: Adjustment (eg. cancelled/staled checks)	50,134.30	5,220.00	55,354.30
Balance of Disbursement Authorities as at date	195,921,711.11	(193,828,244.43)	2,093,466.68

	Previous Report	This Month	As of Date
Total Disbursements Program	1,368,311,000.00	280,821,000.00	1,649,132,000.00
Less: * Actual Disbursements	985,907,379.29	413,428,383.36	1,399,335,762.65
(Over)/Under spending	382,403,620.71	(132,607,383.36)	249,796,237.35

Certified Correct:
 ROMAN G. BERSAMIRA
 Chief, Accounting Division

Recommending Authority
 MILAGROS Y. SAY
 OIC Assistant Secretary for Administration and Finance

Approved by:
 ATTY. REYNALDO L. CHING
 OIC Undersecretary for Administration and Finance

MONTHLY REPORT OF DISBURSEMENT
For the month of July 31, 2021

Department : Department of Tourism
Agency: Office of the Secretary
Operating Unit: All
Organization Code(UACS): 21 001 01
Funding Source Code (as Clustered): 01 - Regular Agency Fund

PARTICULARS	CURRENT YEAR'S BUDGET					PRIOR YEAR'S BUDGET										SUB-TOTAL	GRAND TOTAL								
	PS	MOOE	Fin. Exp	CO	TOTAL	PRIOR YEARS ACCOUNTS PAYABLE					CURRENT YEARS ACCOUNTS PAYABLE						PS	MOOE	Fin. Exp	CO	TOTAL				
						PS	MOOE	Fin Exp	CO	Sub-Total	PS	MOOE	Fin. Exp	CO	Sub-Total							TOTAL			
(1)	(2)	(3)	(4)	(5)	6=(2-3+4-5)	(7)	(8)	(9)	(10)	11=(7-8+9-10)	(12)	(13)	(14)	(15)	16=(12-13+14-15)	17=(11-16)	(18)=(6-17)	(23)	(24)	(25)	(26)	27=(23-24-25-26)			
CASH DISBURSEMENTS																									
NOTICE OF CASH ALLOCATION (NCA)																									
MDS CHECKS ISSUED	4,489,538.86	13,756,825.97	-	-	18,245,364.83	142,526.15	22,831,512.27	-	-	22,974,038.42	-	1,246,166.32	-	-	1,246,166.32	24,220,204.74	42,465,569.57	4,631,065.01	37,834,504.56	-	-	-	-	42,465,569.57	
ADVICE TO DEBIT ACCOUNT	32,983,588.89	50,085,086.42	145,175.40	-	83,213,850.71	18,367.41	8,260,715.21	27,816.77	-	8,326,839.39	3,675,961.56	1,133,843.00	5,457.50	-	4,815,262.06	13,142,101.45	96,355,952.16	36,677,857.86	59,499,644.63	178,449.67	-	-	-	96,355,952.16	
NOTICE OF TRANSFER ALLOCATIONS (NTA)																									
MDS CHECKS ISSUED	-	10,275.73	-	-	10,275.73	-	-	-	-	-	-	-	-	-	-	-	10,275.73	-	10,275.73	-	-	-	-	10,275.73	
ADVICE TO DEBIT ACCOUNT	1,024,805.46	880,267.38	-	-	1,905,092.84	-	-	-	-	-	-	-	-	-	-	-	1,905,092.84	1,024,805.46	880,267.38	-	-	-	-	1,905,092.84	
WORKING FUND FOR FAPs	-	-	-	-	-	-	-	-	-	-	-	-	-	-	-	-	-	-	-	-	-	-	-	-	
CASH DISBURSEMENT CEILING(CDC)	-	-	-	-	-	-	-	-	-	-	-	-	-	-	-	-	-	-	-	-	-	-	-	-	
TOTAL CASH DISBURSEMENTS	38,496,933.21	64,732,475.50	145,175.40	-	103,374,584.11	160,833.56	31,112,227.48	27,816.77	-	31,300,877.81	3,675,961.56	2,380,009.32	5,457.50	-	6,061,428.38	37,362,306.19	147,993,859.96	46,224,562.75	101,590,547.54	178,449.67	-	-	-	147,993,859.96	
NON-CASH DISBURSEMENTS																									
TAX REMITTANCE ADVICES ISSUED (TRA)	3,891,134.42	3,340,083.45	-	-	7,231,217.87	-	25,751.79	-	-	25,751.79	-	-	-	-	-	25,751.79	7,256,969.66	3,891,134.42	3,365,835.24	-	-	-	-	7,256,969.66	
NON-CASH AVAILMENT AUTHORITY (NCAA)	-	-	-	-	-	-	-	-	-	-	-	-	-	-	-	-	-	-	-	-	-	-	-	-	
DISBURSEMENTS EFFECTED THROUGH OUTRIGHT DEDUCTIONS FROM CLAIMS	-	-	-	-	-	-	-	-	-	-	-	-	-	-	-	-	-	-	-	-	-	-	-	-	
Overpayment of expenses	-	-	-	-	-	-	-	-	-	-	-	-	-	-	-	-	-	-	-	-	-	-	-	-	
Restitution of loss of government property	-	-	-	-	-	-	-	-	-	-	-	-	-	-	-	-	-	-	-	-	-	-	-	-	
Liquidation damages and similar claims	-	-	-	-	-	-	-	-	-	-	-	-	-	-	-	-	-	-	-	-	-	-	-	-	
TOTAL NON-CASH DISBURSEMENTS	3,891,134.42	3,340,083.45	-	-	7,231,217.87	-	25,751.79	-	-	25,751.79	-	-	-	-	-	25,751.79	7,256,969.66	3,891,134.42	3,365,835.24	-	-	-	-	7,256,969.66	
GRAND TOTAL	42,388,067.63	68,072,558.95	145,175.40	-	110,605,801.98	160,833.56	31,137,979.27	27,816.77	-	31,326,629.60	3,675,961.56	2,380,009.32	5,457.50	-	6,061,428.38	37,388,057.98	147,993,859.96	46,224,562.75	101,590,547.54	178,449.67	-	-	-	147,993,859.96	

Summary:

	Previous Report	This Month	As of Date
Total Disbursement Authorities Received			
NCA	1,341,109,559.64	265,588,640.92	1,606,698,200.56
NTA *received	21,339,564.71	79,658,490.98	100,998,055.63
Working Fund	-	-	-
TRA	67,544,426.75	7,256,969.66	74,801,396.41
CDC	-	-	-
NCAA	-	-	-
Less: Notice of Transfer of Allocations(NTA) Issued	26,969,761.23	81,978,000.74	108,947,761.97
Total Disbursement Authorities Available	1,403,023,789.87	270,526,100.82	1,673,549,890.69
Less:			
Lapsed NCA	38,777,572.48	2,087,388.52	40,864,961.00
Disbursements	1,362,208,105.01	147,993,859.96	1,510,201,964.97
Less: Other Non-Cash Disbursements			
Disbursements effected through outright deductions from claims	-	-	-
Overpayment of expenses	-	-	-
Restitution of loss of government property	-	-	-
Liquidation damages and similar claims	-	-	-
Others (eg. TEF, BTI Docs Stamp, etc)	-	-	-
Add/Less: Adjustment (eg. cancelled/staled checks)	55,354.30	-	55,354.30
Balance of Disbursement Authorities as at date	2,093,466.68	120,444,852.34	122,538,319.02

	Previous Report	This Month	As of Date
Total Disbursements Program	1,649,132,000.00	261,994,000.00	1,911,126,000.00
Less: * Actual Disbursements (Over)/Under spending	1,398,277,650.27	150,081,248.48	1,548,358,898.75
	250,854,349.73	111,912,751.52	362,767,101.25

Certified Correct:
ROMAN G. BERSAMIRA
Chief, Accounting Division

Recommending Authority
MILAGROS Y. SAY
OIC Assistant Secretary for Administration and Finance

Approved by:
ATTY. REYNALDO L. CHING
OIC Undersecretary for Administration and Finance


MONTHLY REPORT OF DISBURSEMENT
For the month of August 31, 2021

Department : Department of Tourism
 Agency: Office of the Secretary
 Operating Unit: All
 Organization Code(UACS): 21 001 01
 Funding Source Code (as Clustered): 01 - Regular Agency Fund

PARTICULARS	CURRENT YEAR'S BUDGET					PRIOR YEAR'S BUDGET										SUB-TOTAL	GRAND TOTAL						
	PS	MOOE	Fin. Exp	CO	TOTAL	PRIOR YEARS ACCOUNTS PAYABLE					CURRENT YEARS ACCOUNTS PAYABLE						PS	MOOE	Fin. Exp	CO	TOTAL		
						PS	MOOE	Fin Exp	CO	Sub-Total	PS	MOOE	Fin. Exp	CO	Sub-Total							TOTAL	
(1)	(2)	(3)	(4)	(5)	6=(2+3+4+5)	(7)	(8)	(9)	(10)	11=(7+8+9+10)	(12)	(13)	(14)	(15)	16=(12+13+14+15)	17=(11+16)	18=(6+17)	(23)	(24)	(25)	(26)	27=(23+24+25+26)	
CASH DISBURSEMENTS																							
NOTICE OF CASH ALLOCATION (NCA)																							
MDS CHECKS ISSUED	8,001,112.80	11,268,459.16			19,269,571.96		101,425,280.48			101,425,280.48		130,123.16			130,123.16	101,555,403.64	120,824,975.60	8,001,112.80	112,823,862.80				120,824,975.60
ADVICE TO DEBIT ACCOUNT	20,965,240.88	40,116,596.69	124,508.23		61,206,345.80		153,481.02			153,481.02	405,750.53	6,077,763.27			6,483,513.80	6,636,994.82	67,843,340.62	21,370,991.41	46,347,840.98	124,508.23			67,843,340.62
NOTICE OF TRANSFER ALLOCATIONS (NTA)																							
MDS CHECKS ISSUED		3,930,041.48			3,930,041.48												3,930,041.48			3,930,041.48			3,930,041.48
ADVICE TO DEBIT ACCOUNT		5,489,186.73			5,489,186.73												5,489,186.73			5,489,186.73			5,489,186.73
WORKING FUND FOR FAPs																							
CASH DISBURSEMENT CEILING(CDC)																							
TOTAL CASH DISBURSEMENTS	28,966,353.68	60,804,284.06	124,508.23		89,895,145.97		101,578,761.50			101,578,761.50	405,750.53	6,207,886.43			6,613,636.96	108,192,398.46		29,372,104.21	168,590,931.99	124,508.23			198,087,544.43
NON-CASH DISBURSEMENTS																							
TAX REMITTANCE ADVICES ISSUED (TRA)	3,360,016.36	7,469,976.30			10,829,992.66		5,880.00			5,880.00		21,304.73			21,304.73	27,184.73	10,857,177.39	3,360,016.36	7,497,161.03				10,857,177.39
NON-CASH AVAILMENT AUTHORITY (NCAA)																							
DISBURSEMENTS EFFECTED THROUGH OUTRIGHT DEDUCTIONS FROM CLAIMS																							
Overpayment of expenses																							
Restitution of loss of government property																							
Liquidation damages and similar claims																							
TOTAL NON-CASH DISBURSEMENTS	3,360,016.36	7,469,976.30			10,829,992.66		5,880.00			5,880.00		21,304.73			21,304.73	27,184.73		3,360,016.36	7,497,161.03				10,857,177.39
GRAND TOTAL	32,326,370.04	68,274,260.36	124,508.23		100,725,138.63		101,584,641.50			101,584,641.50	405,750.53	6,229,191.16			6,634,941.69	108,219,583.19		32,732,120.57	176,088,093.02	124,508.23			208,944,721.82

Summary:

	Previous Report	This Month	As of Date		Previous Report	This Month	As of Date
<i>Total Disbursement Authorities Received</i>							
NCA	1,606,698,200.56	206,945,753.00	1,813,643,953.56	Total Disbursements Program	1,911,126,000.00	197,197,000.00	2,108,323,000.00
NTA *received	100,998,055.69	25,302,110.14	126,300,165.83	Less: * Actual Disbursements	1,548,358,462.21	208,953,726.21	1,757,312,188.42
Working Fund				(Over)/Under spending	362,767,537.79	(11,756,726.21)	351,010,811.58
TRA	74,801,396.41	10,857,177.39	85,658,573.80				
CDC							
NCAA							
<i>Less: Notice of Transfer of Allocations(NTA) Issued</i>	108,947,761.97	20,802,938.86	129,750,700.83				
<i>Total Disbursement Authorities Available</i>	1,673,549,890.69	222,302,101.67	1,895,851,992.36				
<i>Less:</i>							
Lapsed NCA	40,864,961.00	404,883.32	41,269,844.32				
Disbursements	1,510,201,964.97	208,944,721.82	1,719,146,686.79				
<i>Less: Other Non-Cash Disbursements</i>							
<i>Disbursements effected through outright deductions from claims</i>	-	-	-				
<i>Overpayment of expenses</i>	-	-	-				
<i>Restitution of loss of government property</i>	-	-	-				
<i>Liquidation damages and similar claims</i>	-	-	-				
<i>Others (eg. TEF, BTr Docs Stamp, etc)</i>	-	-	-				
<i>Add/ Less: Adjustment (eg. cancelled/stacked checks)</i>	55,354.30	395,878.93	451,233.23				
<i>Balance of Disbursement Authorities as at date</i>	122,538,319.02	13,348,375.46	135,886,694.48				

Checked Correct:

 ROMAN G. BERSAMIRA
 Chief, Accounting Division

Recommending Authority

 MILAGROS Y. SAY
 OIC Assistant Secretary for Administration and Finance

Approved by:

 ATTY. REYNALDO L. CHING
 OIC Undersecretary for Administration and Finance

MONTHLY REPORT OF DISBURSEMENT
For the month of September 30, 2021

Department : Department of Tourism
 Agency: Office of the Secretary
 Operating Unit: All
 Organization Code(UACS): 21 001 01
 Funding Source Code (as Clustered): 01 - Regular Agency Fund


PARTICULARS	CURRENT YEAR'S BUDGET					PRIOR YEAR'S BUDGET										SUB-TOTAL	GRAND TOTAL					
	PS	MOOE	Fin. Exp	CO	TOTAL	PRIOR YEARS ACCOUNTS PAYABLE				CURRENT YEARS ACCOUNTS PAYABLE				TOTAL	PS		MOOE	Fin. Exp	CO	TOTAL		
						PS	MOOE	Fin Exp	CO	Sub-Total	PS	MOOE	Fin. Exp								CO	Sub-Total
(1)	(2)	(3)	(4)	(5)	6=(2+3+4+5)	(7)	(8)	(9)	(10)	11=(7+8+9+10)	(12)	(13)	(14)	(15)	16=(12+13+14+15)	17=(11+16)	(23)	(24)	(25)	(26)	27=(23+24+25+26)	
CASH DISBURSEMENTS																						
NOTICE OF CASH ALLOCATION (NCA)																						
MDS CHECKS ISSUED	12,558,503.87	88,258,285.22	-	-	100,816,789.09	-	44,891,931.22	-	-	44,891,931.22	-	339,724.41	-	-	339,724.41	45,231,655.63	146,048,444.72	12,558,503.87	133,489,940.85	-	-	146,048,444.72
ADVICE TO DEBIT ACCOUNT	21,088,694.60	44,062,516.92	17,483.93	-	65,168,695.45	-	3,532,913.24	-	-	3,532,913.24	148,660.45	5,698,420.55	26,235.36	-	5,873,316.36	9,406,229.60	74,574,925.05	21,237,355.05	53,293,850.71	43,719.29	-	74,574,925.05
NOTICE OF TRANSFER ALLOCATIONS (NTA)																						
MDS CHECKS ISSUED	-	5,707,444.53	-	-	5,707,444.53	-	63,744.00	-	-	63,744.00	-	210,000.00	-	-	210,000.00	273,744.00	5,981,188.53	-	5,981,188.53	-	-	5,981,188.53
ADVICE TO DEBIT ACCOUNT	18,000.00	4,142,560.87	-	-	4,160,560.87	-	71,640.00	-	-	71,640.00	-	-	-	-	-	71,640.00	4,232,200.87	18,000.00	4,214,200.87	-	-	4,232,200.87
WORKING FUND FOR FAPs	-	-	-	-	-	-	-	-	-	-	-	-	-	-	-	-	-	-	-	-	-	-
CASH DISBURSEMENT CEILING(CDC)	-	-	-	-	-	-	-	-	-	-	-	-	-	-	-	-	-	-	-	-	-	-
TOTAL CASH DISBURSEMENTS	33,665,198.47	142,170,807.54	17,483.93	-	175,853,489.94	-	48,560,228.46	-	-	48,560,228.46	148,660.45	6,248,144.96	26,235.36	-	6,423,040.77	54,983,269.23	230,836,759.17	33,813,858.92	196,979,180.96	43,719.29	-	230,836,759.17
NON-CASH DISBURSEMENTS																						
TAX REMITTANCE ADVICES ISSUED (TRA)	3,331,497.85	9,444,129.37	-	-	12,775,627.22	-	5,710.50	-	-	5,710.50	-	2,014.87	-	-	2,014.87	7,725.37	12,783,352.59	3,331,497.85	9,451,854.74	-	-	12,783,352.59
NON-CASH AVAILMENT AUTHORITY (NCAA)	-	-	-	-	-	-	-	-	-	-	-	-	-	-	-	-	-	-	-	-	-	-
DISBURSEMENTS EFFECTED THROUGH OUTRIGHT DEDUCTIONS FROM CLAIMS	-	-	-	-	-	-	-	-	-	-	-	-	-	-	-	-	-	-	-	-	-	-
Overpayment of expenses	-	-	-	-	-	-	-	-	-	-	-	-	-	-	-	-	-	-	-	-	-	-
Restitution of loss of government property	-	-	-	-	-	-	-	-	-	-	-	-	-	-	-	-	-	-	-	-	-	-
Liquidation damages and similar claims	-	-	-	-	-	-	-	-	-	-	-	-	-	-	-	-	-	-	-	-	-	-
TOTAL NON-CASH DISBURSEMENTS	3,331,497.85	9,444,129.37	-	-	12,775,627.22	-	5,710.50	-	-	5,710.50	-	2,014.87	-	-	2,014.87	7,725.37	12,783,352.59	3,331,497.85	9,451,854.74	-	-	12,783,352.59
GRAND TOTAL	36,996,696.32	151,614,936.91	17,483.93	-	188,629,117.16	-	48,565,938.96	-	-	48,565,938.96	148,660.45	6,250,159.83	26,235.36	-	6,425,055.64	54,990,994.60	243,620,111.76	37,145,356.77	206,431,035.70	43,719.29	-	243,620,111.76

Summary:

	Previous Report	This Month	As of Date
Total Disbursement Authorities Received			
NCA	1,813,643,953.56	167,922,047.00	1,981,566,000.56
NTA *received	126,300,165.83	(878,399.20)	125,421,766.63
Working Fund	-	-	-
TRA	85,658,573.80	12,783,352.59	98,441,926.39
CDC	-	-	-
NCAA	-	-	-
Less: Notice of Transfer of Allocations(NTA) Issued	129,750,700.83	4,041,490.00	133,792,190.83
Total Disbursement Authorities Available	1,895,851,992.36	175,785,520.39	2,071,637,512.75
Less:			
Lapsed NCA Disbursements	41,269,844.32	54,917,532.70	96,187,377.02
	1,719,146,686.79	243,620,111.76	1,962,766,798.55
Less: Other Non-Cash Disbursements			
Disbursements effected through outright deductions from claims	-	-	-
Overpayment of expenses	-	-	-
Restitution of loss of government property	-	-	-
Liquidation damages and similar claims	-	-	-
Others (eg. TEF, BTr Docs Stamp, etc)	-	-	-
Add/Less: Adjustment (eg. cancelled/staled checks)	451,233.23	-	451,233.23
Balance of Disbursement Authorities as at date	135,886,694.48	(122,752,124.07)	13,134,570.41

Total Disbursements Program
 Less: * Actual Disbursements
 (Over)/Under spending

	Previous Report	This Month	As of Date
Total Disbursements Program	2,108,323,000.00	910,984,000.00	3,019,307,000.00
Less: * Actual Disbursements	1,758,103,946.28	298,537,644.46	2,056,641,590.74
(Over)/Under spending	350,219,053.72	612,446,355.54	962,665,409.26

Certified Correct:

ROMAN G. BERSAMIRA
 Chief, Accounting Division

Recommending Authority

MILAGROS V. SAY
 OIC Assistant Secretary for Administration and Finance

Approved by:

ATTY. REYNALDO L. CHING
 OIC Undersecretary for Administration and Finance

MONTHLY REPORT OF DISBURSEMENT
For the month of November 30, 2021

Department : Department of Tourism
Agency: Office of the Secretary
Operating Unit: All
Organization Code(UACS): 21 001 01
Funding Source Code (as Clustered): 01 - Regular Agency Fund

PARTICULARS	CURRENT YEAR'S BUDGET					PRIOR YEAR'S BUDGET										SUB-TOTAL	GRAND TOTAL								
	PS	MOOE	Fin. Exp	CO	TOTAL	PRIOR YEARS ACCOUNTS PAYABLE					CURRENT YEARS ACCOUNTS PAYABLE						PS	MOOE	Fin. Exp	CO	TOTAL				
						PS	MOOE	Fin Exp	CO	Sub-Total	PS	MOOE	Fin. Exp	CO	Sub-Total							TOTAL			
(1)	(2)	(3)	(4)	(5)	6=(2+3+4+5)	(7)	(8)	(9)	(10)	11=(7+8+9+10)	(12)	(13)	(14)	(15)	16=(12+13+14+15)	17=(11+16)	18=(6+17)	(23)	(24)	(25)	(26)	27=(23+24+25+26)			
CASH DISBURSEMENTS																									
NOTICE OF CASH ALLOCATION (NCA)																									
MDS CHECKS ISSUED	10,359,583.65	25,660,870.24	-	-	36,020,453.89	-	56,807,812.50	-	-	56,807,812.50	12,663.78	571,451.36	-	-	584,115.14	57,391,927.64	93,412,381.53	10,372,247.43	83,040,134.10	-	-	-	-	93,412,381.53	
ADVICE TO DEBIT ACCOUNT	46,110,313.51	27,753,456.58	24,876.54	-	73,888,646.63	-	144,712.30	14,204.16	-	158,916.46	-	605,690.63	-	-	605,690.63	764,607.09	74,653,253.72	46,110,313.51	28,503,859.51	39,080.70	-	-	-	74,653,253.72	
NOTICE OF TRANSFER ALLOCATIONS (NTA)																									
MDS CHECKS ISSUED	-	420,427.54	-	-	420,427.54	-	-	-	-	-	-	-	-	-	-	-	420,427.54	-	420,427.54	-	-	-	-	420,427.54	
ADVICE TO DEBIT ACCOUNT	122,000.00	1,270,291.71	-	-	1,392,291.71	-	-	-	-	-	-	-	-	-	-	-	1,392,291.71	122,000.00	1,270,291.71	-	-	-	-	1,392,291.71	
WORKING FUND FOR FAPs																									
CASH DISBURSEMENT CEILING(CDC)																									
TOTAL CASH DISBURSEMENTS	56,591,897.16	55,105,046.07	24,876.54	-	111,721,819.77	-	56,952,524.80	14,204.16	-	56,966,728.96	12,663.78	1,177,141.99	-	-	1,189,805.77	58,156,534.73	179,623,866.62	60,062,039.66	119,522,746.26	39,080.70	-	-	-	179,623,866.62	
NON-CASH DISBURSEMENTS																									
TAX REMITTANCE ADVICES ISSUED (TRA)	3,457,478.72	6,282,678.40	-	-	9,740,157.12	-	-	-	-	-	-	5,355.00	-	-	5,355.00	5,355.00	9,745,512.12	3,457,478.72	6,288,033.40	-	-	-	-	9,745,512.12	
NON-CASH AVAILMENT AUTHORITY (NCAA)																									
DISBURSEMENTS EFFECTED THROUGH OUTRIGHT DEDUCTIONS FROM CLAIMS																									
Overpayment of expenses	-	-	-	-	-	-	-	-	-	-	-	-	-	-	-	-	-	-	-	-	-	-	-	-	
Restitution of loss of government property	-	-	-	-	-	-	-	-	-	-	-	-	-	-	-	-	-	-	-	-	-	-	-	-	
Liquidation damages and similar claims	-	-	-	-	-	-	-	-	-	-	-	-	-	-	-	-	-	-	-	-	-	-	-	-	
TOTAL NON-CASH DISBURSEMENTS	3,457,478.72	6,282,678.40	-	-	9,740,157.12	-	-	-	-	-	-	5,355.00	-	-	5,355.00	5,355.00	9,745,512.12	3,457,478.72	6,288,033.40	-	-	-	-	9,745,512.12	
GRAND TOTAL	60,049,375.88	61,387,724.47	24,876.54	-	121,461,976.89	-	56,952,524.80	14,204.16	-	56,966,728.96	12,663.78	1,182,496.99	-	-	1,195,160.77	58,161,889.73	179,623,866.62	60,062,039.66	119,522,746.26	39,080.70	-	-	-	179,623,866.62	

Summary:

	Previous Report	This Month	As of Date
<i>Total Disbursement Authorities Received</i>			
NCA	2,217,245,000.56	250,728,725.00	2,467,973,725.56
NTA *received	133,657,756.73	31,000,433.85	164,658,190.58
Working Fund	-	-	-
TRA	102,784,821.90	9,745,512.12	112,530,334.02
CDC	-	-	-
NCAA	-	-	-
Less: Notice of Transfer of Allocations(NTA) Issued	140,413,770.93	37,166,313.37	177,580,084.30
Total Disbursement Authorities Available	2,313,273,808.26	254,308,357.60	2,567,582,165.86
Less:			
Lapsed NCA	102,953,689.24	1,860,413.67	104,814,102.91
Disbursements	2,068,032,871.93	179,623,866.62	2,247,656,738.55
Less: Other Non-Cash Disbursements			
Disbursements effected through outright deductions from claims	-	-	-
Overpayment of expenses	-	-	-
Restitution of loss of government property	-	-	-
Liquidation damages and similar claims	-	-	-
Others (eq. TEF, BTR Docs Stamp, etc)	-	-	-
Add/Less: Adjustment (eq. cancelled/staled checks)	459,223.23	-	459,223.23
Balance of Disbursement Authorities as at date	142,746,470.33	72,824,077.31	215,570,547.64

Total Disbursements Program
Less: * Actual Disbursements
(Over)/Under spending

	Previous Report	This Month	As of Date
Total Disbursements Program	3,328,987,000.00	480,608,000.00	3,809,595,000.00
Less: * Actual Disbursements	2,165,300,185.46	181,484,280.29	2,346,784,465.75
(Over)/Under spending	1,163,686,814.54	299,123,719.71	1,462,810,534.25

Certified Correct:



ROMAN G. BERSAMIRA
Chief, Accounting Division

Recommending Authority


MILAGROS Y. SAY
OIC Assistant Secretary for Administration and Finance

Approved by:


ATTY. REYNALDO L. CHING
OIC Undersecretary for Administration and Finance



MONTHLY REPORT OF DISBURSEMENT
For the month of December 31, 2021

Department : Department of Tourism
Agency: Office of the Secretary
Operating Unit: All
Organization Code(UACS): 21 001 01
Funding Source Code (as Clustered): 01 - Regular Agency Fund

PARTICULARS	CURRENT YEAR'S BUDGET					PRIOR YEAR'S BUDGET											SUB-TOTAL	GRAND TOTAL						
	PS	MOOE	Fin. Exp	CO	TOTAL	PRIOR YEARS ACCOUNTS PAYABLE					CURRENT YEARS ACCOUNTS PAYABLE					TOTAL		PS	MOOE	Fin. Exp	CO	TOTAL		
						PS	MOOE	Fin Exp	CO	Sub-Total	PS	MOOE	Fin. Exp	CO	Sub-Total								TOTAL	
(1)	(2)	(3)	(4)	(5)	6=(2+3+4+5)	(7)	(8)	(9)	(10)	11=(7+8+9+10)	(12)	(13)	(14)	(15)	16=(12+13+14+15)	17=(11+16)	18=(6+17)	(23)	(24)	(25)	(26)	27=(23+24+25+26)		
CASH DISBURSEMENTS																								
NOTICE OF CASH ALLOCATION (NCA)																								
MDS CHECKS ISSUED	15,594,380.13	195,464,434.29	-	-	211,058,814.42	-	41,547,186.02	-	-	41,547,186.02	-	3,517,881.10	-	-	3,517,881.10	45,065,067.12	256,123,881.54	15,594,380.13	240,529,501.41	-	-	-	256,123,881.54	
ADVICE TO DEBIT ACCOUNT	39,789,914.17	76,190,548.64	177,892.70	-	116,158,355.51	-	2,525,414.96	-	-	2,525,414.96	-	7,020,000.99	32,371.10	-	7,052,372.09	9,577,787.05	125,736,142.56	39,789,914.17	85,735,964.59	210,263.80	-	-	125,736,142.56	
NOTICE OF TRANSFER ALLOCATIONS (NTA)																								
MDS CHECKS ISSUED	-	6,379,281.29	-	-	6,379,281.29	-	-	-	-	-	-	-	-	-	-	-	6,379,281.29	-	6,379,281.29	-	-	-	6,379,281.29	
ADVICE TO DEBIT ACCOUNT	1,471,430.32	3,901,623.95	-	-	5,373,054.27	-	-	-	-	-	-	54,360.00	-	-	54,360.00	54,360.00	5,427,414.27	1,471,430.32	3,955,983.95	-	-	-	5,427,414.27	
WORKING FUND FOR FAPs	-	-	-	-	-	-	-	-	-	-	-	-	-	-	-	-	-	-	-	-	-	-	-	
CASH DISBURSEMENT CEILING(CDC)	-	-	-	-	-	-	-	-	-	-	-	-	-	-	-	-	-	-	-	-	-	-	-	
TOTAL CASH DISBURSEMENTS	56,855,724.62	281,935,888.17	177,892.70	-	338,969,505.49	-	44,072,600.98	-	-	44,072,600.98	-	10,592,242.09	32,371.10	-	10,624,613.19	54,697,214.17	56,855,724.62	336,600,731.24	210,263.80	-	-	-	393,666,719.66	
NON-CASH DISBURSEMENTS																								
TAX REMITTANCE ADVICES ISSUED (TRA)	4,892,009.94	18,265,320.46	-	-	23,157,330.40	-	2,953.13	-	-	2,953.13	-	-	-	-	2,953.13	23,160,283.53	4,892,009.94	18,268,273.59	-	-	-	-	23,160,283.53	
NON-CASH AVAILMENT AUTHORITY (NCAA)	-	-	-	-	-	-	-	-	-	-	-	-	-	-	-	-	-	-	-	-	-	-	-	
DISBURSEMENTS EFFECTED THROUGH	-	-	-	-	-	-	-	-	-	-	-	-	-	-	-	-	-	-	-	-	-	-	-	
OUTRIGHT DEDUCTIONS FROM CLAIMS	-	-	-	-	-	-	-	-	-	-	-	-	-	-	-	-	-	-	-	-	-	-	-	
Overpayment of expenses	-	-	-	-	-	-	-	-	-	-	-	-	-	-	-	-	-	-	-	-	-	-	-	
Restitution of loss of government property	-	-	-	-	-	-	-	-	-	-	-	-	-	-	-	-	-	-	-	-	-	-	-	
Liquidation damages and similar claims	-	-	-	-	-	-	-	-	-	-	-	-	-	-	-	-	-	-	-	-	-	-	-	
TOTAL NON-CASH DISBURSEMENTS	4,892,009.94	18,265,320.46	-	-	23,157,330.40	-	2,953.13	-	-	2,953.13	-	-	-	-	2,953.13	23,160,283.53	4,892,009.94	18,268,273.59	-	-	-	-	23,160,283.53	
GRAND TOTAL	61,747,734.56	300,201,208.62	177,892.70	-	362,126,835.88	-	44,075,554.11	-	-	44,075,554.11	-	10,592,242.09	32,371.10	-	10,624,613.19	54,700,167.30	416,827,003.18	61,747,734.56	354,869,004.82	210,263.80	-	-	416,827,003.18	

Summary:

	Previous Report	This Month	As of Date
Total Disbursement Authorities Received			
NCA	2,467,973,725.56	199,295,186.44	2,667,268,912.00
NTA *received	164,658,190.58	30,601,742.47	195,259,933.05
Working Fund	-	-	-
TRA	112,530,334.02	23,160,283.53	135,690,617.54
CDC	-	-	-
NCAA	-	-	-
Less: Notice of Transfer of Allocations(NTA) Issued	177,580,084.30	17,679,848.75	195,259,933.05
Total Disbursement Authorities Available	2,567,582,165.86	235,377,363.69	2,802,959,529.54
Less:			
Lapsed NCA	104,814,102.91	34,551,227.40	139,365,330.31
Disbursements	2,247,656,738.55	416,827,003.18	2,664,483,741.73
Less: Other Non-Cash Disbursements			
Disbursements effected through outright deductions from claims	-	-	-
Overpayment of expenses	-	-	-
Restitution of loss of government property	-	-	-
Liquidation damages and similar claims	-	-	-
Others (eq. TEF, BTr Docs Stamp, etc)	-	-	-
Add/less: Adjustment (eq. cancelled/staled checks)	459,223.23	430,319.26	889,542.49
Balance of Disbursement Authorities as at date	215,570,547.64	(215,570,547.64)	(0.00)

	Previous Report	This Month	As of Date
Total Disbursements Program	3,809,595,000.00	346,439,000.00	4,156,034,000.00
Less: * Actual Disbursements	2,345,552,535.12	450,947,911.32	2,796,500,446.45
(Over)/Under spending	1,464,042,464.88	(104,508,911.32)	1,359,533,553.55

Certified Correct:
Roman G. Bersamira
ROMAN G. BERSAMIRA
Chief, Accounting Division

Recommending Authority
Milagros Y. Say
MILAGROS Y. SAY
OIC Assistant Secretary for Administration and Finance

Approved by:
Atty. Reynaldo L. Ching
ATTY. REYNALDO L. CHING
OIC Undersecretary for Administration and Finance