

STATEMENT OF APPROPRIATIONS, ALLOTMENTS, OBLIGATIONS, DISBURSEMENTS AND BALANCES
As at the Quarter Ending December 31, 2021

Department : Department of Tourism (DOT)
 Agency/Entity : Office of the Secretary
 Region : ALL
 Division : ALL
 Operating Unit : ALL
 Organization Code (UACS) : ALL
 Fund Cluster : 01 - Regular Agency Fund

(e.g. UACS Fund Cluster: 01-Regular Agency Fund, 02-Foreign Assisted Projects Fund, 03-Special Account-Locally Funded/Domestic Grants Fund, and 04-Special Account-Foreign Assisted/Foreign Grants Fund)

Particulars	UACS CODE	Appropriations			Allotments					Current Year Obligations				
		Authorized Appropriations	Adjustments (Transfer To/From, Modifications/ Augmentations)	Adjusted Appropriations	Allotments Received	Adjustments (Reductions, Modifications/ Augmentations)	Transfer To	Transfer From	Adjusted Total Allotments	1st Quarter Ending March 31	2nd Quarter Ending June 30	3rd Quarter Ending Sept. 30	4th Quarter Ending Dec. 31	TOTAL
1	2	3	4	5=(3+4)	6	7	8	9	10=[(6+(-)7)-8+9]	11	12	13	14	15=(11+12+13+14)
01 - Regular Agency Fund		2,778,177,000.00	12,565,953.00	2,790,742,953.00	2,633,136,000.00	12,565,953.00	(211,912,829.17)	211,912,829.17	2,645,701,953.00	316,394,614.51	546,673,912.54	407,081,128.54	777,901,067.45	2,048,050,723.04
I. Agency Specific Budget		2,740,433,000.00	0.00	2,740,433,000.00	2,595,392,000.00	0.00	(205,428,667.90)	205,428,667.90	2,595,392,000.00	308,354,785.65	537,165,747.67	385,611,921.58	768,260,877.76	1,999,393,332.66
General Administration and Support		871,260,000.00	(5,207,820.07)	866,052,179.93	861,684,000.00	(5,207,820.07)	(21,080,915.14)	21,080,915.14	856,476,179.93	183,616,399.36	259,211,391.99	109,688,824.84	176,249,547.96	728,766,164.15
General Management and Supervision	100000100001000	483,292,000.00	25,224,489.79	508,516,489.79	473,716,000.00	25,224,489.79	(21,080,915.14)	21,080,915.14	498,940,489.79	94,577,159.39	155,156,342.67	67,362,769.00	124,941,537.49	442,037,808.55
PS		183,991,000.00	25,224,489.79	209,215,489.79	183,991,000.00	25,224,489.79	(11,078,546.92)	11,078,546.92	209,215,489.79	47,372,204.26	50,274,974.10	38,648,043.43	72,714,595.84	209,009,817.63
MOOE		286,255,000.00	0.00	286,255,000.00	286,255,000.00	0.00	(10,002,368.22)	10,002,368.22	286,255,000.00	47,204,955.13	104,881,368.57	28,714,725.57	52,226,941.65	233,027,990.92
FinEx		10,000.00	0.00	10,000.00	10,000.00	0.00	0.00	0.00	10,000.00	0.00	0.00	0.00	0.00	0.00
CO		13,036,000.00	0.00	13,036,000.00	3,460,000.00	0.00	0.00	0.00	3,460,000.00	0.00	0.00	0.00	0.00	0.00
Human Resource and Development	100000100002000	5,599,000.00	0.00	5,599,000.00	5,599,000.00	0.00	0.00	0.00	5,599,000.00	29,453.60	83,713.62	234,309.24	658,652.17	1,006,128.63
MOOE		5,599,000.00	0.00	5,599,000.00	5,599,000.00	0.00	0.00	0.00	5,599,000.00	29,453.60	83,713.62	234,309.24	658,652.17	1,006,128.63
Administration of Personnel Benefits	100000100003000	6,492,000.00	0.00	6,492,000.00	6,492,000.00	0.00	0.00	0.00	6,492,000.00	0.00	0.00	0.00	4,402,659.58	4,402,659.58
PS		6,492,000.00	0.00	6,492,000.00	6,492,000.00	0.00	0.00	0.00	6,492,000.00	0.00	0.00	0.00	4,402,659.58	4,402,659.58
Maintenance of Foreign Offices	100000100004000	375,877,000.00	(30,432,309.86)	345,444,690.14	375,877,000.00	(30,432,309.86)	0.00	0.00	345,444,690.14	89,009,786.37	103,971,335.70	42,091,746.60	46,246,698.72	281,319,567.39
PS		212,787,000.00	(30,432,309.86)	182,354,690.14	212,787,000.00	(30,432,309.86)	0.00	0.00	182,354,690.14	52,860,629.40	31,662,805.80	41,878,906.34	7,420,251.79	133,822,593.33
MOOE		162,090,000.00	0.00	162,090,000.00	162,090,000.00	0.00	0.00	0.00	162,090,000.00	35,755,500.00	71,844,890.50	87,964.96	38,809,175.51	146,497,530.97
FinEx		1,000,000.00	0.00	1,000,000.00	1,000,000.00	0.00	0.00	0.00	1,000,000.00	393,656.97	463,639.40	124,875.30	17,271.42	999,443.09
Sub-Total, General Administration and Support		871,260,000.00	(5,207,820.07)	866,052,179.93	861,684,000.00	(5,207,820.07)	(21,080,915.14)	21,080,915.14	856,476,179.93	183,616,399.36	259,211,391.99	109,688,824.84	176,249,547.96	728,766,164.15
PS		403,270,000.00	(5,207,820.07)	398,062,179.93	403,270,000.00	(5,207,820.07)	(11,078,546.92)	11,078,546.92	398,062,179.93	100,232,833.66	81,937,779.90	80,526,949.77	84,537,507.21	347,235,070.54
MOOE		453,944,000.00	0.00	453,944,000.00	453,944,000.00	0.00	(10,002,368.22)	10,002,368.22	453,944,000.00	82,989,908.73	176,809,972.69	29,036,999.77	91,694,769.33	380,531,650.52
FinEx		1,010,000.00	0.00	1,010,000.00	1,010,000.00	0.00	0.00	0.00	1,010,000.00	393,656.97	463,639.40	124,875.30	17,271.42	999,443.09
CO		13,036,000.00	0.00	13,036,000.00	3,460,000.00	0.00	0.00	0.00	3,460,000.00	0.00	0.00	0.00	0.00	0.00
Support to Operations		65,894,000.00	2,060,421.71	67,954,421.71	65,894,000.00	2,060,421.71	0.00	0.00	67,954,421.71	11,406,385.34	8,019,243.52	5,477,883.49	9,693,372.92	34,596,885.27
Media and Communication Service	200000100001000	20,045,000.00	1,263,761.06	21,308,761.06	20,045,000.00	1,263,761.06	0.00	0.00	21,308,761.06	4,362,120.34	3,848,057.88	2,282,708.12	5,383,073.13	15,875,959.47
PS		11,664,000.00	1,263,761.06	12,927,761.06	11,664,000.00	1,263,761.06	0.00	0.00	12,927,761.06	3,326,618.69	2,950,514.04	2,038,082.80	4,612,545.53	12,927,761.06
MOOE		8,381,000.00	0.00	8,381,000.00	8,381,000.00	0.00	0.00	0.00	8,381,000.00	1,035,501.65	897,543.84	244,625.32	770,527.60	2,948,198.41
Legal Services	200000100002000	13,747,000.00	696,660.65	14,443,660.65	13,747,000.00	696,660.65	0.00	0.00	14,443,660.65	3,410,493.31	3,192,328.21	2,599,051.53	3,132,722.15	12,334,595.20
PS		9,808,000.00	696,660.65	10,504,660.65	9,808,000.00	696,660.65	0.00	0.00	10,504,660.65	2,558,513.61	2,922,160.32	2,151,522.24	2,872,464.48	10,504,660.65
MOOE		3,939,000.00	0.00	3,939,000.00	3,939,000.00	0.00	0.00	0.00	3,939,000.00	851,979.70	270,167.89	447,529.29	260,257.67	1,829,934.55

STATEMENT OF APPROPRIATIONS, ALLOTMENTS, OBLIGATIONS, DISBURSEMENTS AND BALANCES

As at the Quarter Ending December 31, 2021

Department : Department of Tourism (DOT)
 Agency/Entity : Office of the Secretary
 Region : ALL
 Division : ALL
 Operating Unit : ALL
 Organization Code (UACS) : ALL
 Fund Cluster : 01 - Regular Agency Fund

(e.g. UACS Fund Cluster: 01-Regular Agency Fund, 02-Foreign Assisted Projects Fund, 03-Special Account-Locally Funded/Domestic Grants Fund, and 04-Special Account-Foreign Assisted/Foreign Grants Fund)

Particulars	UACS CODE	Appropriations			Allotments					Current Year Obligations				
		Authorized Appropriations	Adjustments (Transfer To/From, Modifications/ Augmentations)	Adjusted Appropriations	Allotments Received	Adjustments (Reductions, Modifications/ Augmentations)	Transfer To	Transfer From	Adjusted Total Allotments	1st Quarter Ending March 31	2nd Quarter Ending June 30	3rd Quarter Ending Sept. 30	4th Quarter Ending Dec. 31	TOTAL
1	2	3	4	5=(3+4)	6	7	8	9	10=[(6+(-)7)-8+9]	11	12	13	14	15=(11+12+13+14)
Legislation, Policy Coordination and Special Concerns	200000100003000	31,620,000.00	100,000.00	31,720,000.00	31,620,000.00	100,000.00	0.00	0.00	31,720,000.00	3,633,771.69	978,857.43	596,123.84	1,177,577.64	6,386,330.60
PS		3,491,000.00	100,000.00	3,591,000.00	3,491,000.00	100,000.00	0.00	0.00	3,591,000.00	666,850.46	644,850.48	508,788.48	738,758.24	2,559,247.66
MOOE		28,129,000.00	0.00	28,129,000.00	28,129,000.00	0.00	0.00	0.00	28,129,000.00	2,966,921.23	334,006.95	87,335.36	438,819.40	3,827,082.94
Resource Generation Services	200000100004000	482,000.00	0.00	482,000.00	482,000.00	0.00	0.00	0.00	482,000.00	0.00	0.00	0.00	0.00	0.00
MOOE		482,000.00	0.00	482,000.00	482,000.00	0.00	0.00	0.00	482,000.00	0.00	0.00	0.00	0.00	0.00
Sub-Total, Support to Operations		65,894,000.00	2,060,421.71	67,954,421.71	65,894,000.00	2,060,421.71	0.00	0.00	67,954,421.71	11,406,385.34	8,019,243.52	5,477,883.49	9,693,372.92	34,596,885.27
PS		24,963,000.00	2,060,421.71	27,023,421.71	24,963,000.00	2,060,421.71	0.00	0.00	27,023,421.71	6,551,982.76	6,517,524.84	4,698,393.52	8,223,768.25	25,991,669.37
MOOE		40,931,000.00	0.00	40,931,000.00	40,931,000.00	0.00	0.00	0.00	40,931,000.00	4,854,402.58	1,501,718.68	779,489.97	1,469,604.67	8,605,215.90
FinEx		0.00	0.00	0.00	0.00	0.00	0.00	0.00	0.00	0.00	0.00	0.00	0.00	0.00
CO		0.00	0.00	0.00	0.00	0.00	0.00	0.00	0.00	0.00	0.00	0.00	0.00	0.00
Operations		1,803,279,000.00	3,147,398.36	1,806,426,398.36	1,667,814,000.00	3,147,398.36	(184,347,752.76)	184,347,752.76	1,670,961,398.36	113,332,000.95	269,935,112.16	270,445,213.25	582,317,956.88	1,236,030,283.24
OO : Tourism Revenue, Employment and Arrivals Increased		1,803,279,000.00	3,147,398.36	1,806,426,398.36	1,667,814,000.00	3,147,398.36	(184,347,752.76)	184,347,752.76	1,670,961,398.36	113,332,000.95	269,935,112.16	270,445,213.25	582,317,956.88	1,236,030,283.24
TOURISM POLICY FORMULATION AND PLANNING PROGRAM		267,383,000.00	(3,829,351.60)	263,553,648.40	267,383,000.00	(3,829,351.60)	(14,606,509.85)	14,606,509.85	263,553,648.40	42,602,573.69	38,900,480.95	34,339,591.29	58,468,822.26	174,311,468.19
Tourism Planning	310100100001000	267,383,000.00	(3,829,351.60)	263,553,648.40	267,383,000.00	(3,829,351.60)	(14,606,509.85)	14,606,509.85	263,553,648.40	42,602,573.69	38,900,480.95	34,339,591.29	58,468,822.26	174,311,468.19
PS		108,888,000.00	10,870,648.40	119,758,648.40	108,888,000.00	10,870,648.40	(8,775,034.83)	8,775,034.83	119,758,648.40	20,093,404.55	31,845,468.55	26,464,976.04	31,103,085.41	109,506,934.55
MOOE		158,445,000.00	(14,700,000.00)	143,745,000.00	158,445,000.00	(14,700,000.00)	(5,831,475.02)	5,831,475.02	143,745,000.00	22,509,169.14	7,047,551.27	7,874,615.25	27,356,795.92	64,788,131.58
FinEx		50,000.00	0.00	50,000.00	50,000.00	0.00	0.00	0.00	50,000.00	0.00	7,461.13	0.00	8,940.93	16,402.06
TOURISM INDUSTRY TRAINING PROGRAM		153,524,000.00	1,631,743.61	155,155,743.61	153,524,000.00	1,631,743.61	(90,446,579.55)	90,446,579.55	155,155,743.61	9,841,642.62	19,387,046.11	34,619,341.87	52,702,942.75	116,550,973.35
Tourism Industry Training	310200100001000	153,524,000.00	1,631,743.61	155,155,743.61	153,524,000.00	1,631,743.61	(90,446,579.55)	90,446,579.55	155,155,743.61	9,841,642.62	19,387,046.11	34,619,341.87	52,702,942.75	116,550,973.35
PS		9,044,000.00	1,631,743.61	10,675,743.61	9,044,000.00	1,631,743.61	0.00	0.00	10,675,743.61	2,420,955.47	2,778,431.14	2,253,810.29	3,222,546.71	10,675,743.61
MOOE		144,480,000.00	0.00	144,480,000.00	144,480,000.00	0.00	(90,446,579.55)	90,446,579.55	144,480,000.00	7,420,687.15	16,608,614.97	32,365,531.58	49,480,396.04	105,875,229.74
STANDARDS DEVELOPMENT AND ENFORCEMENT PROGRAM		146,509,000.00	1,439,385.26	147,948,385.26	136,924,000.00	1,439,385.26	(12,654,781.56)	12,654,781.56	138,363,385.26	24,746,669.24	19,121,180.05	15,449,327.48	30,254,691.15	89,571,867.92
Tourism Standards Development, Regulation and Accreditation, Monitoring and Enforcement	310300100001000	137,454,000.00	888,326.52	138,342,326.52	127,869,000.00	888,326.52	(12,654,781.56)	12,654,781.56	128,757,326.52	23,544,797.41	18,058,604.50	14,709,424.15	29,128,983.12	85,441,809.18
PS		45,322,000.00	888,326.52	46,210,326.52	45,322,000.00	888,326.52	(1,973,067.88)	1,973,067.88	46,210,326.52	10,011,546.96	11,488,761.00	9,895,053.27	12,948,113.69	44,343,474.92
MOOE		75,072,000.00	0.00	75,072,000.00	75,072,000.00	0.00	(10,681,713.68)	10,681,713.68	75,072,000.00	13,533,250.45	6,569,843.50	4,814,370.88	16,180,869.43	41,098,334.26
FinEx		20,000.00	0.00	20,000.00	20,000.00	0.00	0.00	0.00	20,000.00	0.00	0.00	0.00	0.00	0.00

STATEMENT OF APPROPRIATIONS, ALLOTMENTS, OBLIGATIONS, DISBURSEMENTS AND BALANCES

As at the Quarter Ending December 31, 2021

Department : Department of Tourism (DOT)
 Agency/Entity : Office of the Secretary
 Region : ALL
 Division : ALL
 Operating Unit : ALL
 Organization Code (UACS) : ALL
 Fund Cluster : 01 - Regular Agency Fund

(e.g. UACS Fund Cluster: 01-Regular Agency Fund, 02-Foreign Assisted Projects Fund, 03-Special Account-Locally Funded/Domestic Grants Fund, and 04-Special Account-Foreign Assisted/Foreign Grants Fund)

Particulars	UACS CODE	Appropriations			Allotments					Current Year Obligations				TOTAL
		Authorized Appropriations	Adjustments (Transfer To/From, Modifications/ Augmentations)	Adjusted Appropriations	Allotments Received	Adjustments (Reductions, Modifications/ Augmentations)	Transfer To	Transfer From	Adjusted Total Allotments	1st Quarter Ending March 31	2nd Quarter Ending June 30	3rd Quarter Ending Sept. 30	4th Quarter Ending Dec. 31	
1	2	3	4	5=(3+4)	6	7	8	9	10=[(6+(-)7)-8+9]	11	12	13	14	15=(11+12+13+14)
CO		17,040,000.00	0.00	17,040,000.00	7,455,000.00	0.00	0.00	0.00	7,455,000.00	0.00	0.00	0.00	0.00	0.00
Projects and Investments Evaluation	310300100002000	9,055,000.00	551,058.74	9,606,058.74	9,055,000.00	551,058.74	0.00	0.00	9,606,058.74	1,201,871.83	1,062,575.55	739,903.33	1,125,708.03	4,130,058.74
PS		3,550,000.00	551,058.74	4,101,058.74	3,550,000.00	551,058.74	0.00	0.00	4,101,058.74	1,201,871.83	1,062,575.55	739,903.33	1,096,708.03	4,101,058.74
MOOE		5,505,000.00	0.00	5,505,000.00	5,505,000.00	0.00	0.00	0.00	5,505,000.00	0.00	0.00	0.00	29,000.00	29,000.00
MARKET AND PRODUCT DEVELOPMENT PROGRAM		1,235,863,000.00	3,905,621.09	1,239,768,621.09	1,109,983,000.00	3,905,621.09	(66,639,881.80)	66,639,881.80	1,113,888,621.09	36,141,115.40	192,526,405.05	186,036,952.61	440,891,500.72	855,595,973.78
Market and Product Development	310400100001000	764,288,000.00	3,905,621.09	768,193,621.09	640,408,000.00	3,905,621.09	(66,639,881.80)	66,639,881.80	644,313,621.09	29,501,545.70	121,203,563.75	70,022,308.69	202,915,387.97	423,642,806.11
PS		15,830,000.00	3,905,621.09	19,735,621.09	15,830,000.00	3,905,621.09	0.00	0.00	19,735,621.09	4,525,314.65	4,896,931.33	3,727,567.03	6,585,808.08	19,735,621.09
MOOE		673,423,000.00	0.00	673,423,000.00	598,563,000.00	0.00	(66,639,881.80)	66,639,881.80	598,563,000.00	24,974,224.55	115,851,167.58	66,258,155.88	195,873,471.18	402,957,019.19
FinEx		1,500,000.00	0.00	1,500,000.00	1,500,000.00	0.00	0.00	0.00	1,500,000.00	2,006.50	455,464.84	36,585.78	456,108.71	950,165.83
CO		73,535,000.00	0.00	73,535,000.00	24,515,000.00	0.00	0.00	0.00	24,515,000.00	0.00	0.00	0.00	0.00	0.00
Project(s)		471,575,000.00	0.00	471,575,000.00	469,575,000.00	0.00	0.00	0.00	469,575,000.00	6,639,569.70	71,322,841.30	116,014,643.92	237,976,112.75	431,953,167.67
Locally-Funded Project(s)		471,575,000.00	0.00	471,575,000.00	469,575,000.00	0.00	0.00	0.00	469,575,000.00	6,639,569.70	71,322,841.30	116,014,643.92	237,976,112.75	431,953,167.67
Branding Campaign Program	310400200001000	469,575,000.00	0.00	469,575,000.00	469,575,000.00	0.00	0.00	0.00	469,575,000.00	6,639,569.70	71,322,841.30	116,014,643.92	237,976,112.75	431,953,167.67
MOOE		468,575,000.00	0.00	468,575,000.00	468,575,000.00	0.00	0.00	0.00	468,575,000.00	6,639,569.70	71,322,841.30	116,014,643.92	237,976,112.75	431,953,167.67
FinEx		1,000,000.00	0.00	1,000,000.00	1,000,000.00	0.00	0.00	0.00	1,000,000.00	0.00	0.00	0.00	0.00	0.00
Philippine Harvest Fair	310400200007000	2,000,000.00	0.00	2,000,000.00	0.00	0.00	0.00	0.00	0.00	0.00	0.00	0.00	0.00	0.00
MOOE		2,000,000.00	0.00	2,000,000.00	0.00	0.00	0.00	0.00	0.00	0.00	0.00	0.00	0.00	0.00
Sub-Total, Operations		1,803,279,000.00	3,147,398.36	1,806,426,398.36	1,667,814,000.00	3,147,398.36	(184,347,752.76)	184,347,752.76	1,670,961,398.36	113,332,000.95	269,935,112.16	270,445,213.25	582,317,956.88	1,236,030,283.24
PS		182,634,000.00	17,847,398.36	200,481,398.36	182,634,000.00	17,847,398.36	(10,748,102.71)	10,748,102.71	200,481,398.36	38,253,093.46	52,072,167.57	43,081,309.96	54,956,261.92	188,362,832.91
MOOE		1,527,500,000.00	(14,700,000.00)	1,512,800,000.00	1,450,640,000.00	(14,700,000.00)	(173,599,650.05)	173,599,650.05	1,435,940,000.00	75,076,900.99	217,400,018.62	227,327,317.51	526,896,645.32	1,046,700,882.44
FinEx		2,570,000.00	0.00	2,570,000.00	2,570,000.00	0.00	0.00	0.00	2,570,000.00	2,006.50	462,925.97	36,585.78	465,049.64	966,567.89
CO		90,575,000.00	0.00	90,575,000.00	31,970,000.00	0.00	0.00	0.00	31,970,000.00	0.00	0.00	0.00	0.00	0.00
Sub-Total, I. Agency Specific Budget		2,740,433,000.00	0.00	2,740,433,000.00	2,595,392,000.00	0.00	(205,428,667.90)	205,428,667.90	2,595,392,000.00	308,354,785.65	537,165,747.67	385,611,921.58	768,260,877.76	1,999,393,332.66
PS		610,867,000.00	14,700,000.00	625,567,000.00	610,867,000.00	14,700,000.00	(21,826,649.63)	21,826,649.63	625,567,000.00	145,037,909.88	140,527,472.31	128,306,653.25	147,717,537.38	561,589,572.82
MOOE		2,022,375,000.00	(14,700,000.00)	2,007,675,000.00	1,945,515,000.00	(14,700,000.00)	(183,602,018.27)	183,602,018.27	1,930,815,000.00	162,921,212.30	395,711,709.99	257,143,807.25	620,061,019.32	1,435,837,748.86
FinEx		3,580,000.00	0.00	3,580,000.00	3,580,000.00	0.00	0.00	0.00	3,580,000.00	395,663.47	926,565.37	161,461.08	482,321.06	1,966,010.98
CO		103,611,000.00	0.00	103,611,000.00	35,430,000.00	0.00	0.00	0.00	35,430,000.00	0.00	0.00	0.00	0.00	0.00
II. Automatic Appropriations		37,744,000.00	0.00	37,744,000.00	37,744,000.00	0.00	(1,836,346.77)	1,836,346.77	37,744,000.00	8,039,828.86	9,508,164.87	10,130,179.24	9,125,450.71	36,803,623.68

STATEMENT OF APPROPRIATIONS, ALLOTMENTS, OBLIGATIONS, DISBURSEMENTS AND BALANCES

As at the Quarter Ending December 31, 2021

Department : Department of Tourism (DOT)
 Agency/Entity : Office of the Secretary
 Region : ALL
 Division : ALL
 Operating Unit : ALL
 Organization Code (UACS) : ALL
 Fund Cluster : 01 - Regular Agency Fund

(e.g. UACS Fund Cluster: 01-Regular Agency Fund, 02-Foreign Assisted Projects Fund, 03-Special Account-Locally Funded/Domestic Grants Fund, and 04-Special Account-Foreign Assisted/Foreign Grants Fund)

Particulars	UACS CODE	Appropriations			Allotments					Current Year Obligations				
		Authorized Appropriations	Adjustments (Transfer To/From, Modifications/ Augmentations)	Adjusted Appropriations	Allotments Received	Adjustments (Reductions, Modifications/ Augmentations)	Transfer To	Transfer From	Adjusted Total Allotments	1st Quarter Ending March 31	2nd Quarter Ending June 30	3rd Quarter Ending Sept. 30	4th Quarter Ending Dec. 31	TOTAL
1	2	3	4	5=(3+4)	6	7	8	9	10=[(6+(-)7)-8+9]	11	12	13	14	15=(11+12+13+14)
General Administration and Support		18,313,000.00	0.00	18,313,000.00	18,313,000.00	0.00	(491,800.82)	491,800.82	18,313,000.00	4,149,199.94	4,688,184.92	4,616,826.66	4,416,249.49	17,870,461.01
General Management and Supervision	100000100001000	16,510,000.00	0.00	16,510,000.00	16,510,000.00	0.00	(491,800.82)	491,800.82	16,510,000.00	3,703,700.21	4,245,375.05	4,190,995.52	3,988,299.87	16,128,370.65
PS		16,510,000.00	0.00	16,510,000.00	16,510,000.00	0.00	(491,800.82)	491,800.82	16,510,000.00	3,703,700.21	4,245,375.05	4,190,995.52	3,988,299.87	16,128,370.65
Maintenance of Foreign Offices	100000100004000	1,803,000.00	0.00	1,803,000.00	1,803,000.00	0.00	0.00	0.00	1,803,000.00	445,499.73	442,809.87	425,831.14	427,949.62	1,742,090.36
PS		1,803,000.00	0.00	1,803,000.00	1,803,000.00	0.00	0.00	0.00	1,803,000.00	445,499.73	442,809.87	425,831.14	427,949.62	1,742,090.36
Sub-Total, General Administration and Support		18,313,000.00	0.00	18,313,000.00	18,313,000.00	0.00	(491,800.82)	491,800.82	18,313,000.00	4,149,199.94	4,688,184.92	4,616,826.66	4,416,249.49	17,870,461.01
PS		18,313,000.00	0.00	18,313,000.00	18,313,000.00	0.00	(491,800.82)	491,800.82	18,313,000.00	4,149,199.94	4,688,184.92	4,616,826.66	4,416,249.49	17,870,461.01
MOOE		0.00	0.00	0.00	0.00	0.00	0.00	0.00	0.00	0.00	0.00	0.00	0.00	0.00
FinEx		0.00	0.00	0.00	0.00	0.00	0.00	0.00	0.00	0.00	0.00	0.00	0.00	0.00
CO		0.00	0.00	0.00	0.00	0.00	0.00	0.00	0.00	0.00	0.00	0.00	0.00	0.00
Support to Operations		2,323,000.00	0.00	2,323,000.00	2,323,000.00	0.00	0.00	0.00	2,323,000.00	532,709.64	572,456.17	522,768.12	536,553.16	2,164,487.09
Media and Communication Service	200000100001000	1,084,000.00	0.00	1,084,000.00	1,084,000.00	0.00	0.00	0.00	1,084,000.00	276,377.04	273,380.44	233,598.24	243,112.92	1,026,468.64
PS		1,084,000.00	0.00	1,084,000.00	1,084,000.00	0.00	0.00	0.00	1,084,000.00	276,377.04	273,380.44	233,598.24	243,112.92	1,026,468.64
Legal Services	200000100002000	906,000.00	0.00	906,000.00	906,000.00	0.00	0.00	0.00	906,000.00	203,961.24	246,704.37	234,294.84	235,456.92	920,417.37
PS		906,000.00	0.00	906,000.00	906,000.00	0.00	0.00	0.00	906,000.00	203,961.24	246,704.37	234,294.84	235,456.92	920,417.37
Legislation, Policy Coordination and Special Concerns	200000100003000	333,000.00	0.00	333,000.00	333,000.00	0.00	0.00	0.00	333,000.00	52,371.36	52,371.36	54,875.04	57,983.32	217,601.08
PS		333,000.00	0.00	333,000.00	333,000.00	0.00	0.00	0.00	333,000.00	52,371.36	52,371.36	54,875.04	57,983.32	217,601.08
Sub-Total, Support to Operations		2,323,000.00	0.00	2,323,000.00	2,323,000.00	0.00	0.00	0.00	2,323,000.00	532,709.64	572,456.17	522,768.12	536,553.16	2,164,487.09
PS		2,323,000.00	0.00	2,323,000.00	2,323,000.00	0.00	0.00	0.00	2,323,000.00	532,709.64	572,456.17	522,768.12	536,553.16	2,164,487.09
MOOE		0.00	0.00	0.00	0.00	0.00	0.00	0.00	0.00	0.00	0.00	0.00	0.00	0.00
FinEx		0.00	0.00	0.00	0.00	0.00	0.00	0.00	0.00	0.00	0.00	0.00	0.00	0.00
CO		0.00	0.00	0.00	0.00	0.00	0.00	0.00	0.00	0.00	0.00	0.00	0.00	0.00
Operations		17,108,000.00	0.00	17,108,000.00	17,108,000.00	0.00	(1,344,545.95)	1,344,545.95	17,108,000.00	3,357,919.28	4,247,523.78	4,990,584.46	4,172,648.06	16,768,675.58
OO : Tourism Revenue, Employment and Arrivals Increased		17,108,000.00	0.00	17,108,000.00	17,108,000.00	0.00	(1,344,545.95)	1,344,545.95	17,108,000.00	3,357,919.28	4,247,523.78	4,990,584.46	4,172,648.06	16,768,675.58
TOURISM POLICY FORMULATION AND PLANNING PROGRAM		10,249,000.00	0.00	10,249,000.00	10,249,000.00	0.00	(1,069,361.58)	1,069,361.58	10,249,000.00	1,805,364.46	2,687,295.76	3,008,916.13	2,619,215.77	10,120,792.12
Tourism Planning	310100100001000	10,249,000.00	0.00	10,249,000.00	10,249,000.00	0.00	(1,069,361.58)	1,069,361.58	10,249,000.00	1,805,364.46	2,687,295.76	3,008,916.13	2,619,215.77	10,120,792.12
PS		10,249,000.00	0.00	10,249,000.00	10,249,000.00	0.00	(1,069,361.58)	1,069,361.58	10,249,000.00	1,805,364.46	2,687,295.76	3,008,916.13	2,619,215.77	10,120,792.12

STATEMENT OF APPROPRIATIONS, ALLOTMENTS, OBLIGATIONS, DISBURSEMENTS AND BALANCES
As at the Quarter Ending December 31, 2021

Department : Department of Tourism (DOT)
 Agency/Entity : Office of the Secretary
 Region : ALL
 Division : ALL
 Operating Unit : ALL
 Organization Code (UACS) : ALL
 Fund Cluster : 01 - Regular Agency Fund

(e.g. UACS Fund Cluster: 01-Regular Agency Fund, 02-Foreign Assisted Projects Fund, 03-Special Account-Locally Funded/Domestic Grants Fund, and 04-Special Account-Foreign Assisted/Foreign Grants Fund)

Particulars	UACS CODE	Appropriations			Allotments					Current Year Obligations				TOTAL
		Authorized Appropriations	Adjustments (Transfer To/From, Modifications/ Augmentations)	Adjusted Appropriations	Allotments Received	Adjustments (Reductions, Modifications/ Augmentations)	Transfer To	Transfer From	Adjusted Total Allotments	1st Quarter Ending March 31	2nd Quarter Ending June 30	3rd Quarter Ending Sept. 30	4th Quarter Ending Dec. 31	
1	2	3	4	5=(3+4)	6	7	8	9	10=[(6+(-)7)-8+9]	11	12	13	14	15=(11+12+13+14)
TOURISM INDUSTRY TRAINING PROGRAM		846,000.00	0.00	846,000.00	846,000.00	0.00	0.00	0.00	846,000.00	229,278.84	195,693.48	195,693.48	197,193.00	817,858.80
Tourism Industry Training	310200100001000	846,000.00	0.00	846,000.00	846,000.00	0.00	0.00	0.00	846,000.00	229,278.84	195,693.48	195,693.48	197,193.00	817,858.80
PS		846,000.00	0.00	846,000.00	846,000.00	0.00	0.00	0.00	846,000.00	229,278.84	195,693.48	195,693.48	197,193.00	817,858.80
STANDARDS DEVELOPMENT AND ENFORCEMENT PROGRAM		4,534,000.00	0.00	4,534,000.00	4,534,000.00	0.00	(275,184.37)	275,184.37	4,534,000.00	963,456.94	997,882.46	1,382,854.50	976,244.33	4,320,438.23
Tourism Standards Development, Regulation and Accreditation, Monitoring and Enforcement	310300100001000	4,202,000.00	0.00	4,202,000.00	4,202,000.00	0.00	(275,184.37)	275,184.37	4,202,000.00	864,094.90	908,698.94	1,300,585.24	912,535.01	3,985,914.09
PS		4,202,000.00	0.00	4,202,000.00	4,202,000.00	0.00	(275,184.37)	275,184.37	4,202,000.00	864,094.90	908,698.94	1,300,585.24	912,535.01	3,985,914.09
Projects and Investments Evaluation	310300100002000	332,000.00	0.00	332,000.00	332,000.00	0.00	0.00	0.00	332,000.00	99,362.04	89,183.52	82,269.26	63,709.32	334,524.14
PS		332,000.00	0.00	332,000.00	332,000.00	0.00	0.00	0.00	332,000.00	99,362.04	89,183.52	82,269.26	63,709.32	334,524.14
MARKET AND PRODUCT DEVELOPMENT PROGRAM		1,479,000.00	0.00	1,479,000.00	1,479,000.00	0.00	0.00	0.00	1,479,000.00	359,819.04	366,652.08	403,120.35	379,994.96	1,509,586.43
Market and Product Development	310400100001000	1,479,000.00	0.00	1,479,000.00	1,479,000.00	0.00	0.00	0.00	1,479,000.00	359,819.04	366,652.08	403,120.35	379,994.96	1,509,586.43
PS		1,479,000.00	0.00	1,479,000.00	1,479,000.00	0.00	0.00	0.00	1,479,000.00	359,819.04	366,652.08	403,120.35	379,994.96	1,509,586.43
Sub-Total, Operations		17,108,000.00	0.00	17,108,000.00	17,108,000.00	0.00	(1,344,545.95)	1,344,545.95	17,108,000.00	3,357,919.28	4,247,523.78	4,990,584.46	4,172,648.06	16,768,675.58
PS		17,108,000.00	0.00	17,108,000.00	17,108,000.00	0.00	(1,344,545.95)	1,344,545.95	17,108,000.00	3,357,919.28	4,247,523.78	4,990,584.46	4,172,648.06	16,768,675.58
MOOE		0.00	0.00	0.00	0.00	0.00	0.00	0.00	0.00	0.00	0.00	0.00	0.00	0.00
FinEx		0.00	0.00	0.00	0.00	0.00	0.00	0.00	0.00	0.00	0.00	0.00	0.00	0.00
CO		0.00	0.00	0.00	0.00	0.00	0.00	0.00	0.00	0.00	0.00	0.00	0.00	0.00
Sub-Total, II. Automatic Appropriations		37,744,000.00	0.00	37,744,000.00	37,744,000.00	0.00	(1,836,346.77)	1,836,346.77	37,744,000.00	8,039,828.86	9,508,164.87	10,130,179.24	9,125,450.71	36,803,623.68
PS		37,744,000.00	0.00	37,744,000.00	37,744,000.00	0.00	(1,836,346.77)	1,836,346.77	37,744,000.00	8,039,828.86	9,508,164.87	10,130,179.24	9,125,450.71	36,803,623.68
MOOE		0.00	0.00	0.00	0.00	0.00	0.00	0.00	0.00	0.00	0.00	0.00	0.00	0.00
FinEx		0.00	0.00	0.00	0.00	0.00	0.00	0.00	0.00	0.00	0.00	0.00	0.00	0.00
CO		0.00	0.00	0.00	0.00	0.00	0.00	0.00	0.00	0.00	0.00	0.00	0.00	0.00
III. Special Purpose Fund		0.00	12,565,953.00	12,565,953.00	0.00	12,565,953.00	(4,647,814.50)	4,647,814.50	12,565,953.00	0.00	0.00	11,339,027.72	514,738.98	11,853,766.70
General Administration and Support		0.00	12,565,953.00	12,565,953.00	0.00	12,565,953.00	(4,647,814.50)	4,647,814.50	12,565,953.00	0.00	0.00	11,339,027.72	514,738.98	11,853,766.70
General Management and Supervision	100000100001000	0.00	12,565,953.00	12,565,953.00	0.00	12,565,953.00	(4,647,814.50)	4,647,814.50	12,565,953.00	0.00	0.00	11,339,027.72	514,738.98	11,853,766.70
PS		0.00	12,565,953.00	12,565,953.00	0.00	12,565,953.00	(4,647,814.50)	4,647,814.50	12,565,953.00	0.00	0.00	11,339,027.72	514,738.98	11,853,766.70
Sub-Total, General Administration and Support		0.00	12,565,953.00	12,565,953.00	0.00	12,565,953.00	(4,647,814.50)	4,647,814.50	12,565,953.00	0.00	0.00	11,339,027.72	514,738.98	11,853,766.70
PS		0.00	12,565,953.00	12,565,953.00	0.00	12,565,953.00	(4,647,814.50)	4,647,814.50	12,565,953.00	0.00	0.00	11,339,027.72	514,738.98	11,853,766.70

STATEMENT OF APPROPRIATIONS, ALLOTMENTS, OBLIGATIONS, DISBURSEMENTS AND BALANCES

As at the Quarter Ending December 31, 2021

Department : Department of Tourism (DOT)
 Agency/Entity : Office of the Secretary
 Region : ALL
 Division : ALL
 Operating Unit : ALL
 Organization Code (UACS) : ALL
 Fund Cluster : 01 - Regular Agency Fund

(e.g. UACS Fund Cluster: 01-Regular Agency Fund, 02-Foreign Assisted Projects Fund, 03-Special Account-Locally Funded/Domestic Grants Fund, and 04-Special Account-Foreign Assisted/Foreign Grants Fund)

Particulars	UACS CODE	Appropriations			Allotments					Current Year Obligations				
		Authorized Appropriations	Adjustments (Transfer To/From, Modifications/ Augmentations)	Adjusted Appropriations	Allotments Received	Adjustments (Reductions, Modifications/ Augmentations)	Transfer To	Transfer From	Adjusted Total Allotments	1st Quarter Ending March 31	2nd Quarter Ending June 30	3rd Quarter Ending Sept. 30	4th Quarter Ending Dec. 31	TOTAL
1	2	3	4	5=(3+4)	6	7	8	9	10=[(6+(-)7)-8+9]	11	12	13	14	15=(11+12+13+14)
MOOE		0.00	0.00	0.00	0.00	0.00	0.00	0.00	0.00	0.00	0.00	0.00	0.00	0.00
FinEx		0.00	0.00	0.00	0.00	0.00	0.00	0.00	0.00	0.00	0.00	0.00	0.00	0.00
CO		0.00	0.00	0.00	0.00	0.00	0.00	0.00	0.00	0.00	0.00	0.00	0.00	0.00
Sub-Total, III. Special Purpose Fund		0.00	12,565,953.00	12,565,953.00	0.00	12,565,953.00	(4,647,814.50)	4,647,814.50	12,565,953.00	0.00	0.00	11,339,027.72	514,738.98	11,853,766.70
PS		0.00	12,565,953.00	12,565,953.00	0.00	12,565,953.00	(4,647,814.50)	4,647,814.50	12,565,953.00	0.00	0.00	11,339,027.72	514,738.98	11,853,766.70
MOOE		0.00	0.00	0.00	0.00	0.00	0.00	0.00	0.00	0.00	0.00	0.00	0.00	0.00
FinEx		0.00	0.00	0.00	0.00	0.00	0.00	0.00	0.00	0.00	0.00	0.00	0.00	0.00
CO		0.00	0.00	0.00	0.00	0.00	0.00	0.00	0.00	0.00	0.00	0.00	0.00	0.00
GRAND TOTAL		2,778,177,000.00	12,565,953.00	2,790,742,953.00	2,633,136,000.00	12,565,953.00	(211,912,829.17)	211,912,829.17	2,645,701,953.00	316,394,614.51	546,673,912.54	407,081,128.54	777,901,067.45	2,048,050,723.04
PS		648,611,000.00	27,265,953.00	675,876,953.00	648,611,000.00	27,265,953.00	(28,310,810.90)	28,310,810.90	675,876,953.00	153,077,738.74	150,035,637.18	149,775,860.21	157,357,727.07	610,246,963.20
MOOE		2,022,375,000.00	(14,700,000.00)	2,007,675,000.00	1,945,515,000.00	(14,700,000.00)	(183,602,018.27)	183,602,018.27	1,930,815,000.00	162,921,212.30	395,711,709.99	257,143,807.25	620,061,019.32	1,435,837,748.86
FINEX		3,580,000.00	0.00	3,580,000.00	3,580,000.00	0.00	0.00	0.00	3,580,000.00	395,663.47	926,565.37	161,461.08	482,321.06	1,966,010.98
CO		103,611,000.00	0.00	103,611,000.00	35,430,000.00	0.00	0.00	0.00	35,430,000.00	0.00	0.00	0.00	0.00	0.00

Recapitulation by OO:

I. Agency Specific Budget		1,803,279,000.00	3,147,398.36	1,806,426,398.36	1,667,814,000.00	3,147,398.36	(184,347,752.76)	184,347,752.76	1,670,961,398.36	113,332,000.95	269,935,112.16	270,445,213.25	582,317,956.88	1,236,030,283.24
MARKET AND PRODUCT DEVELOPMENT PROGRAM		1,235,863,000.00	3,905,621.09	1,239,768,621.09	1,109,983,000.00	3,905,621.09	(66,639,881.80)	66,639,881.80	1,113,888,621.09	36,141,115.40	192,526,405.05	186,036,952.61	440,891,500.72	855,595,973.78
STANDARDS DEVELOPMENT AND ENFORCEMENT PROGRAM		146,509,000.00	1,439,385.26	147,948,385.26	136,924,000.00	1,439,385.26	(12,654,781.56)	12,654,781.56	138,363,385.26	24,746,669.24	19,121,180.05	15,449,327.48	30,254,691.15	89,571,867.92
TOURISM INDUSTRY TRAINING PROGRAM		153,524,000.00	1,631,743.61	155,155,743.61	153,524,000.00	1,631,743.61	(90,446,579.55)	90,446,579.55	155,155,743.61	9,841,642.62	19,387,046.11	34,619,341.87	52,702,942.75	116,550,973.35
TOURISM POLICY FORMULATION AND PLANNING PROGRAM		267,383,000.00	(3,829,351.60)	263,553,648.40	267,383,000.00	(3,829,351.60)	(14,606,509.85)	14,606,509.85	263,553,648.40	42,602,573.69	38,900,480.95	34,339,591.29	58,468,822.26	174,311,468.19

Department : Department of Tourism (DO)
 Agency/Entity : Office of the Secretary
 Region : ALL
 Division : ALL
 Operating Unit : ALL
 Organization Code (UACS) : ALL
 Fund Cluster : 01 - Regular Agency Fund
 (e.g. UACS Fund Cluster: 01)

X	Current Year Appropriations
	Supplemental Appropriations
	Continuing Appropriations

Particulars	UACS CODE	Current Year Disbursements					Balances			
		1st Quarter Ending March 31	2nd Quarter Ending June 30	3rd Quarter Ending Sept. 30	4th Quarter Ending Dec. 31	TOTAL	Unreleased Appropriations	Unobligated Allotments	Unpaid Obligations	
		16	17	18	19	20=(16+17+18+19)			21=(5-10)	22=(10-15)
1	2	16	17	18	19	20=(16+17+18+19)	21=(5-10)	22=(10-15)	23	24
01 - Regular Agency Fund		141,778,120.64	341,947,810.38	192,123,974.09	660,659,526.02	1,336,509,431.13	145,041,000.00	597,651,229.96	0.00	711,541,291.91
I. Agency Specific Budget		137,386,038.51	334,210,860.12	172,382,492.91	648,058,421.12	1,292,037,812.66	145,041,000.00	595,998,667.34	0.00	707,355,520.00
General Administration and Support		73,195,953.55	207,010,267.19	45,687,057.07	231,768,109.30	557,661,387.11	9,576,000.00	127,710,015.78	0.00	171,104,777.04
General Management and Supervision	100000100001000	66,956,245.58	96,172,671.89	36,675,894.43	173,310,086.78	373,114,898.68	9,576,000.00	56,902,681.24	0.00	68,922,909.87
PS		47,205,935.27	32,890,422.23	15,701,340.08	88,944,878.03	184,742,575.61	0.00	205,672.16	0.00	24,267,242.02
MOOE		19,750,310.31	63,282,249.66	20,974,554.35	84,365,208.75	188,372,323.07	0.00	53,227,009.08	0.00	44,655,667.85
FinEx		0.00	0.00	0.00	0.00	0.00	0.00	10,000.00	0.00	0.00
CO		0.00	0.00	0.00	0.00	0.00	9,576,000.00	3,460,000.00	0.00	0.00
Human Resource and Development	100000100002000	0.00	15,653.60	2,499.00	549,234.62	567,387.22	0.00	4,592,871.37	0.00	438,741.41
MOOE		0.00	15,653.60	2,499.00	549,234.62	567,387.22	0.00	4,592,871.37	0.00	438,741.41
Administration of Personnel Benefits	100000100003000	0.00	0.00	0.00	0.00	0.00	0.00	2,089,340.42	0.00	4,402,659.58
PS		0.00	0.00	0.00	0.00	0.00	0.00	2,089,340.42	0.00	4,402,659.58
Maintenance of Foreign Offices	100000100004000	6,239,707.97	110,821,941.70	9,008,663.64	57,908,787.90	183,979,101.21	0.00	64,125,122.75	0.00	97,340,466.18
PS		4,979,707.97	49,707,350.12	9,008,663.64	15,833,333.61	79,529,055.34	0.00	48,532,096.81	0.00	54,293,537.99
MOOE		1,260,000.00	60,600,000.00	0.00	41,869,690.00	103,729,690.00	0.00	15,592,469.03	0.00	42,767,840.97
FinEx		0.00	514,591.58	0.00	205,764.29	720,355.87	0.00	556.91	0.00	279,087.22
Sub-Total, General Administration and Support		73,195,953.55	207,010,267.19	45,687,057.07	231,768,109.30	557,661,387.11	9,576,000.00	127,710,015.78	0.00	171,104,777.04
PS		52,185,643.24	82,597,772.35	24,710,003.72	104,778,211.64	264,271,630.95	0.00	50,827,109.39	0.00	82,963,439.59
MOOE		21,010,310.31	123,897,903.26	20,977,053.35	126,784,133.37	292,669,400.29	0.00	73,412,349.48	0.00	87,862,250.23
FinEx		0.00	514,591.58	0.00	205,764.29	720,355.87	0.00	10,556.91	0.00	279,087.22
CO		0.00	0.00	0.00	0.00	0.00	9,576,000.00	3,460,000.00	0.00	0.00
Support to Operations		7,614,122.11	4,218,012.23	481,566.46	13,735,702.41	26,049,403.21	0.00	33,357,536.44	0.00	8,547,482.06
Media and Communication Service	200000100001000	3,592,996.64	1,726,676.78	216,979.48	5,657,047.62	11,193,700.52	0.00	5,432,801.59	0.00	4,682,258.95
PS		3,323,418.69	1,506,171.31	216,979.48	4,600,210.23	9,646,779.71	0.00	0.00	0.00	3,280,981.35
MOOE		269,577.95	220,505.47	0.00	1,056,837.39	1,546,920.81	0.00	5,432,801.59	0.00	1,401,277.60
Legal Services	200000100002000	2,789,146.74	1,586,594.56	212,972.66	5,751,345.27	10,340,059.23	0.00	2,109,065.45	0.00	1,994,535.97
PS		2,555,523.32	1,393,885.95	187,110.16	4,888,324.47	9,024,843.90	0.00	0.00	0.00	1,479,816.75
MOOE		233,623.42	192,708.61	25,862.50	863,020.80	1,315,215.33	0.00	2,109,065.45	0.00	514,719.22

Department : Department of Tourism (DO)
 Agency/Entity : Office of the Secretary
 Region : ALL
 Division : ALL
 Operating Unit : ALL
 Organization Code (UACS) : ALL
 Fund Cluster : 01 - Regular Agency Fund
 (e.g. UACS Fund Cluster: 01

X	Current Year Appropriations
	Supplemental Appropriations
	Continuing Appropriations

Particulars	UACS CODE	Current Year Disbursements					Balances			
		1st Quarter Ending March 31	2nd Quarter Ending June 30	3rd Quarter Ending Sept. 30	4th Quarter Ending Dec. 31	TOTAL	Unreleased Appropriations	Unobligated Allotments	Unpaid Obligations	
		16	17	18	19	20=(16+17+18+19)			21=(5-10)	22=(10-15)
1	2	16	17	18	19	20=(16+17+18+19)	21=(5-10)	22=(10-15)	23	24
Legislation, Policy Coordination and Special Concerns	200000100003000	1,231,978.73	904,740.89	51,614.32	2,327,309.52	4,515,643.46	0.00	25,333,669.40	0.00	1,870,687.14
PS		666,050.46	411,836.53	51,164.32	1,224,826.48	2,353,877.79	0.00	1,031,752.34	0.00	205,369.87
MOOE		565,928.27	492,904.36	450.00	1,102,483.04	2,161,765.67	0.00	24,301,917.06	0.00	1,665,317.27
Resource Generation Services	200000100004000	0.00	0.00	0.00	0.00	0.00	0.00	0.00	0.00	0.00
MOOE		0.00	0.00	0.00	0.00	0.00	0.00	0.00	0.00	0.00
Sub-Total, Support to Operations		7,614,122.11	4,218,012.23	481,566.46	13,735,702.41	26,049,403.21	0.00	33,357,536.44	0.00	8,547,482.06
PS		6,544,992.47	3,311,893.79	455,253.96	10,713,361.18	21,025,501.40	0.00	1,031,752.34	0.00	4,966,167.97
MOOE		1,069,129.64	906,118.44	26,312.50	3,022,341.23	5,023,901.81	0.00	32,325,784.10	0.00	3,581,314.09
FinEx		0.00	0.00	0.00	0.00	0.00	0.00	0.00	0.00	0.00
CO		0.00	0.00	0.00	0.00	0.00	0.00	0.00	0.00	0.00
Operations		56,575,962.85	122,982,580.70	126,213,869.38	402,554,609.41	708,327,022.34	135,465,000.00	434,931,115.12	0.00	527,703,260.90
OO : Tourism Revenue, Employment and Arrivals Increased		56,575,962.85	122,982,580.70	126,213,869.38	402,554,609.41	708,327,022.34	135,465,000.00	434,931,115.12	0.00	527,703,260.90
TOURISM POLICY FORMULATION AND PLANNING PROGRAM		23,420,343.49	33,015,656.47	26,805,455.08	52,952,340.70	136,193,795.74	0.00	89,242,180.21	0.00	38,117,672.45
Tourism Planning	310100100001000	23,420,343.49	33,015,656.47	26,805,455.08	52,952,340.70	136,193,795.74	0.00	89,242,180.21	0.00	38,117,672.45
PS		19,809,187.82	28,402,407.13	21,099,082.98	36,642,410.20	105,953,088.13	0.00	10,251,713.85	0.00	3,553,846.42
MOOE		3,611,155.67	4,613,249.34	5,706,372.10	16,297,945.88	30,228,722.99	0.00	78,956,868.42	0.00	34,559,408.59
FinEx		0.00	0.00	0.00	11,984.62	11,984.62	0.00	33,597.94	0.00	4,417.44
TOURISM INDUSTRY TRAINING PROGRAM		5,078,100.54	14,664,221.30	30,847,736.07	46,676,478.31	97,266,536.22	0.00	38,604,770.26	0.00	19,284,437.13
Tourism Industry Training	310200100001000	5,078,100.54	14,664,221.30	30,847,736.07	46,676,478.31	97,266,536.22	0.00	38,604,770.26	0.00	19,284,437.13
PS		2,418,655.47	1,373,366.38	148,938.76	5,873,981.28	9,814,941.89	0.00	0.00	0.00	860,801.72
MOOE		2,659,445.07	13,290,854.92	30,698,797.31	40,802,497.03	87,451,594.33	0.00	38,604,770.26	0.00	18,423,635.41
STANDARDS DEVELOPMENT AND ENFORCEMENT PROGRAM		14,866,273.37	15,571,855.30	11,329,948.20	30,796,353.29	72,564,430.16	9,585,000.00	48,791,517.34	0.00	17,007,437.76
Tourism Standards Development, Regulation and Accreditation, Monitoring and Enforcement	310300100001000	13,665,501.54	15,032,175.45	11,266,307.98	29,181,686.55	69,145,671.52	9,585,000.00	43,315,517.34	0.00	16,296,137.66
PS		9,987,276.68	9,521,223.64	7,573,295.54	14,493,786.05	41,575,581.91	0.00	1,866,851.60	0.00	2,767,893.01
MOOE		3,678,224.86	5,510,951.81	3,693,012.44	14,687,900.50	27,570,089.61	0.00	33,973,665.74	0.00	13,528,244.65
FinEx		0.00	0.00	0.00	0.00	0.00	0.00	20,000.00	0.00	0.00

Department : Department of Tourism (DO)
 Agency/Entity : Office of the Secretary
 Region : ALL
 Division : ALL
 Operating Unit : ALL
 Organization Code (UACS) : ALL
 Fund Cluster : 01 - Regular Agency Fund
 (e.g. UACS Fund Cluster: 01

X	Current Year Appropriations
	Supplemental Appropriations
	Continuing Appropriations

Particulars	UACS CODE	Current Year Disbursements					Balances			
		1st Quarter Ending March 31	2nd Quarter Ending June 30	3rd Quarter Ending Sept. 30	4th Quarter Ending Dec. 31	TOTAL	Unreleased Appropriations	Unobligated Allotments	Unpaid Obligations	
		16	17	18	19	20=(16+17+18+19)			21=(5-10)	22=(10-15)
1	2	16	17	18	19	20=(16+17+18+19)	21=(5-10)	22=(10-15)	23	24
CO		0.00	0.00	0.00	0.00	0.00	9,585,000.00	7,455,000.00	0.00	0.00
Projects and Investments Evaluation	310300100002000	1,200,771.83	539,679.85	63,640.22	1,614,666.74	3,418,758.64	0.00	5,476,000.00	0.00	711,300.10
PS		1,200,771.83	539,679.85	63,640.22	1,585,666.74	3,389,758.64	0.00	0.00	0.00	711,300.10
MOOE		0.00	0.00	0.00	29,000.00	29,000.00	0.00	5,476,000.00	0.00	0.00
MARKET AND PRODUCT DEVELOPMENT PROGRAM		13,211,245.45	59,730,847.63	57,230,730.03	272,129,437.11	402,302,260.22	125,880,000.00	258,292,647.31	0.00	453,293,713.56
Market and Product Development	310400100001000	11,840,386.69	58,649,071.69	57,230,730.03	132,698,319.80	260,418,508.21	123,880,000.00	220,670,814.98	0.00	163,224,297.90
PS		4,521,414.65	2,448,555.52	272,110.02	9,423,169.42	16,665,249.61	0.00	0.00	0.00	3,070,371.48
MOOE		7,318,972.04	56,017,161.28	56,958,620.01	122,896,559.84	243,191,313.17	74,860,000.00	195,605,980.81	0.00	159,765,706.02
FinEx		0.00	183,354.89	0.00	378,590.54	561,945.43	0.00	549,834.17	0.00	388,220.40
CO		0.00	0.00	0.00	0.00	0.00	49,020,000.00	24,515,000.00	0.00	0.00
Project(s)		1,370,858.76	1,081,775.94	0.00	139,431,117.31	141,883,752.01	2,000,000.00	37,621,832.33	0.00	290,069,415.66
Locally-Funded Project(s)		1,370,858.76	1,081,775.94	0.00	139,431,117.31	141,883,752.01	2,000,000.00	37,621,832.33	0.00	290,069,415.66
Branding Campaign Program	310400200001000	1,370,858.76	1,081,775.94	0.00	139,431,117.31	141,883,752.01	0.00	37,621,832.33	0.00	290,069,415.66
MOOE		1,370,858.76	1,081,775.94	0.00	139,431,117.31	141,883,752.01	0.00	36,621,832.33	0.00	290,069,415.66
FinEx		0.00	0.00	0.00	0.00	0.00	0.00	1,000,000.00	0.00	0.00
Philippine Harvest Fair	310400200007000	0.00	0.00	0.00	0.00	0.00	2,000,000.00	0.00	0.00	0.00
MOOE		0.00	0.00	0.00	0.00	0.00	2,000,000.00	0.00	0.00	0.00
Sub-Total, Operations		56,575,962.85	122,982,580.70	126,213,869.38	402,554,609.41	708,327,022.34	135,465,000.00	434,931,115.12	0.00	527,703,260.90
PS		37,937,306.45	42,285,232.52	29,157,067.52	68,019,013.69	177,398,620.18	0.00	12,118,565.45	0.00	10,964,212.73
MOOE		18,638,656.40	80,513,993.29	97,056,801.86	334,145,020.56	530,354,472.11	76,860,000.00	389,239,117.56	0.00	516,346,410.33
FinEx		0.00	183,354.89	0.00	390,575.16	573,930.05	0.00	1,603,432.11	0.00	392,637.84
CO		0.00	0.00	0.00	0.00	0.00	58,605,000.00	31,970,000.00	0.00	0.00
Sub-Total, I. Agency Specific Budget		137,386,038.51	334,210,860.12	172,382,492.91	648,058,421.12	1,292,037,812.66	145,041,000.00	595,998,667.34	0.00	707,355,520.00
PS		96,667,942.16	128,194,898.66	54,322,325.20	183,510,586.51	462,695,752.53	0.00	63,977,427.18	0.00	98,893,820.29
MOOE		40,718,096.35	205,318,014.99	118,060,167.71	463,951,495.16	828,047,774.21	76,860,000.00	494,977,251.14	0.00	607,789,974.65
FinEx		0.00	697,946.47	0.00	596,339.45	1,294,285.92	0.00	1,613,989.02	0.00	671,725.06
CO		0.00	0.00	0.00	0.00	0.00	68,181,000.00	35,430,000.00	0.00	0.00
II. Automatic Appropriations		4,392,082.13	7,736,950.26	8,402,453.46	12,540,808.25	33,072,294.10	0.00	940,376.32	0.00	3,731,329.58

Department : Department of Tourism (DO)
 Agency/Entity : Office of the Secretary
 Region : ALL
 Division : ALL
 Operating Unit : ALL
 Organization Code (UACS) : ALL
 Fund Cluster : 01 - Regular Agency Fund
 (e.g. UACS Fund Cluster: 01

X	Current Year Appropriations
	Supplemental Appropriations
	Continuing Appropriations

Particulars	UACS CODE	Current Year Disbursements					Balances			
		1st Quarter Ending March 31	2nd Quarter Ending June 30	3rd Quarter Ending Sept. 30	4th Quarter Ending Dec. 31	TOTAL	Unreleased Appropriations	Unobligated Allotments	Unpaid Obligations	
		16	17	18	19	20=(16+17+18+19)			21=(5-10)	22=(10-15)
1	2	16	17	18	19	20=(16+17+18+19)	21=(5-10)	22=(10-15)	23	24
General Administration and Support		1,965,384.67	3,566,101.07	3,576,766.78	6,578,803.79	15,687,056.31	0.00	442,538.99	0.00	2,183,404.70
General Management and Supervision	100000100001000	1,819,343.47	3,270,860.36	3,293,404.06	5,852,968.42	14,236,576.31	0.00	381,629.35	0.00	1,891,794.34
PS		1,819,343.47	3,270,860.36	3,293,404.06	5,852,968.42	14,236,576.31	0.00	381,629.35	0.00	1,891,794.34
Maintenance of Foreign Offices	100000100004000	146,041.20	295,240.71	283,362.72	725,835.37	1,450,480.00	0.00	60,909.64	0.00	291,610.36
PS		146,041.20	295,240.71	283,362.72	725,835.37	1,450,480.00	0.00	60,909.64	0.00	291,610.36
Sub-Total, General Administration and Support		1,965,384.67	3,566,101.07	3,576,766.78	6,578,803.79	15,687,056.31	0.00	442,538.99	0.00	2,183,404.70
PS		1,965,384.67	3,566,101.07	3,576,766.78	6,578,803.79	15,687,056.31	0.00	442,538.99	0.00	2,183,404.70
MOOE		0.00	0.00	0.00	0.00	0.00	0.00	0.00	0.00	0.00
FinEx		0.00	0.00	0.00	0.00	0.00	0.00	0.00	0.00	0.00
CO		0.00	0.00	0.00	0.00	0.00	0.00	0.00	0.00	0.00
Support to Operations		172,014.60	395,901.73	346,455.60	904,477.96	1,818,849.89	0.00	158,512.91	0.00	345,637.20
Media and Communication Service	200000100001000	89,106.12	183,587.32	155,732.16	420,743.80	849,169.40	0.00	57,531.36	0.00	177,299.24
PS		89,106.12	183,587.32	155,732.16	420,743.80	849,169.40	0.00	57,531.36	0.00	177,299.24
Legal Services	200000100002000	66,220.68	177,400.17	155,809.20	386,462.44	785,892.49	0.00	(14,417.37)	0.00	134,524.88
PS		66,220.68	177,400.17	155,809.20	386,462.44	785,892.49	0.00	(14,417.37)	0.00	134,524.88
Legislation, Policy Coordination and Special Concerns	200000100003000	16,687.80	34,914.24	34,914.24	97,271.72	183,788.00	0.00	115,398.92	0.00	33,813.08
PS		16,687.80	34,914.24	34,914.24	97,271.72	183,788.00	0.00	115,398.92	0.00	33,813.08
Sub-Total, Support to Operations		172,014.60	395,901.73	346,455.60	904,477.96	1,818,849.89	0.00	158,512.91	0.00	345,637.20
PS		172,014.60	395,901.73	346,455.60	904,477.96	1,818,849.89	0.00	158,512.91	0.00	345,637.20
MOOE		0.00	0.00	0.00	0.00	0.00	0.00	0.00	0.00	0.00
FinEx		0.00	0.00	0.00	0.00	0.00	0.00	0.00	0.00	0.00
CO		0.00	0.00	0.00	0.00	0.00	0.00	0.00	0.00	0.00
Operations		2,254,682.86	3,774,947.46	4,479,231.08	5,057,526.50	15,566,387.90	0.00	339,324.42	0.00	1,202,287.68
OO : Tourism Revenue, Employment and Arrivals Increased		2,254,682.86	3,774,947.46	4,479,231.08	5,057,526.50	15,566,387.90	0.00	339,324.42	0.00	1,202,287.68
TOURISM POLICY FORMULATION AND PLANNING PROGRAM		1,379,528.86	2,542,068.28	2,826,909.04	2,892,493.68	9,640,999.86	0.00	128,207.88	0.00	479,792.26
Tourism Planning	310100100001000	1,379,528.86	2,542,068.28	2,826,909.04	2,892,493.68	9,640,999.86	0.00	128,207.88	0.00	479,792.26
PS		1,379,528.86	2,542,068.28	2,826,909.04	2,892,493.68	9,640,999.86	0.00	128,207.88	0.00	479,792.26

Department : Department of Tourism (DO)
 Agency/Entity : Office of the Secretary
 Region : ALL
 Division : ALL
 Operating Unit : ALL
 Organization Code (UACS) : ALL
 Fund Cluster : 01 - Regular Agency Fund
 (e.g. UACS Fund Cluster: 01

X	Current Year Appropriations
	Supplemental Appropriations
	Continuing Appropriations

Particulars	UACS CODE	Current Year Disbursements					Balances			
		1st Quarter Ending March 31	2nd Quarter Ending June 30	3rd Quarter Ending Sept. 30	4th Quarter Ending Dec. 31	TOTAL	Unreleased Appropriations	Unobligated Allotments	Unpaid Obligations	
		16	17	18	19	20=(16+17+18+19)			21=(5-10)	22=(10-15)
1	2	16	17	18	19	20=(16+17+18+19)	21=(5-10)	22=(10-15)	23	24
TOURISM INDUSTRY TRAINING PROGRAM		79,855.20	130,462.32	130,462.32	333,192.60	673,972.44	0.00	28,141.20	0.00	143,886.36
Tourism Industry Training	310200100001000	79,855.20	130,462.32	130,462.32	333,192.60	673,972.44	0.00	28,141.20	0.00	143,886.36
PS		79,855.20	130,462.32	130,462.32	333,192.60	673,972.44	0.00	28,141.20	0.00	143,886.36
STANDARDS DEVELOPMENT AND ENFORCEMENT PROGRAM		680,314.32	857,982.14	1,246,693.81	1,192,140.74	3,977,131.01	0.00	213,561.77	0.00	343,307.22
Tourism Standards Development, Regulation and Accreditation, Monitoring and Enforcement	310300100001000	646,369.80	798,526.46	1,187,238.13	1,073,544.84	3,705,679.23	0.00	216,085.91	0.00	280,234.86
PS		646,369.80	798,526.46	1,187,238.13	1,073,544.84	3,705,679.23	0.00	216,085.91	0.00	280,234.86
Projects and Investments Evaluation	310300100002000	33,944.52	59,455.68	59,455.68	118,595.90	271,451.78	0.00	(2,524.14)	0.00	63,072.36
PS		33,944.52	59,455.68	59,455.68	118,595.90	271,451.78	0.00	(2,524.14)	0.00	63,072.36
MARKET AND PRODUCT DEVELOPMENT PROGRAM		114,984.48	244,434.72	275,165.91	639,699.48	1,274,284.59	0.00	(30,586.43)	0.00	235,301.84
Market and Product Development	310400100001000	114,984.48	244,434.72	275,165.91	639,699.48	1,274,284.59	0.00	(30,586.43)	0.00	235,301.84
PS		114,984.48	244,434.72	275,165.91	639,699.48	1,274,284.59	0.00	(30,586.43)	0.00	235,301.84
Sub-Total, Operations		2,254,682.86	3,774,947.46	4,479,231.08	5,057,526.50	15,566,387.90	0.00	339,324.42	0.00	1,202,287.68
PS		2,254,682.86	3,774,947.46	4,479,231.08	5,057,526.50	15,566,387.90	0.00	339,324.42	0.00	1,202,287.68
MOOE		0.00	0.00	0.00	0.00	0.00	0.00	0.00	0.00	0.00
FinEx		0.00	0.00	0.00	0.00	0.00	0.00	0.00	0.00	0.00
CO		0.00	0.00	0.00	0.00	0.00	0.00	0.00	0.00	0.00
Sub-Total, II. Automatic Appropriations		4,392,082.13	7,736,950.26	8,402,453.46	12,540,808.25	33,072,294.10	0.00	940,376.32	0.00	3,731,329.58
PS		4,392,082.13	7,736,950.26	8,402,453.46	12,540,808.25	33,072,294.10	0.00	940,376.32	0.00	3,731,329.58
MOOE		0.00	0.00	0.00	0.00	0.00	0.00	0.00	0.00	0.00
FinEx		0.00	0.00	0.00	0.00	0.00	0.00	0.00	0.00	0.00
CO		0.00	0.00	0.00	0.00	0.00	0.00	0.00	0.00	0.00
III. Special Purpose Fund		0.00	0.00	11,339,027.72	60,296.65	11,399,324.37	0.00	712,186.30	0.00	454,442.33
General Administration and Support		0.00	0.00	11,339,027.72	60,296.65	11,399,324.37	0.00	712,186.30	0.00	454,442.33
General Management and Supervision	100000100001000	0.00	0.00	11,339,027.72	60,296.65	11,399,324.37	0.00	712,186.30	0.00	454,442.33
PS		0.00	0.00	11,339,027.72	60,296.65	11,399,324.37	0.00	712,186.30	0.00	454,442.33
Sub-Total, General Administration and Support		0.00	0.00	11,339,027.72	60,296.65	11,399,324.37	0.00	712,186.30	0.00	454,442.33
PS		0.00	0.00	11,339,027.72	60,296.65	11,399,324.37	0.00	712,186.30	0.00	454,442.33

Department : Department of Tourism (DO)
 Agency/Entity : Office of the Secretary
 Region : ALL
 Division : ALL
 Operating Unit : ALL
 Organization Code (UACS) : ALL
 Fund Cluster : 01 - Regular Agency Fund
 (e.g. UACS Fund Cluster: 01)

X	Current Year Appropriations
	Supplemental Appropriations
	Continuing Appropriations

Particulars	UACS CODE	Current Year Disbursements					Balances			
		1st Quarter Ending March 31	2nd Quarter Ending June 30	3rd Quarter Ending Sept. 30	4th Quarter Ending Dec. 31	TOTAL	Unreleased Appropriations	Unobligated Allotments	Unpaid Obligations	
		16	17	18	19	20=(16+17+18+19)			21=(5-10)	22=(10-15)
1	2	16	17	18	19	20=(16+17+18+19)	21=(5-10)	22=(10-15)	23	24
MOOE		0.00	0.00	0.00	0.00	0.00	0.00	0.00	0.00	0.00
FinEx		0.00	0.00	0.00	0.00	0.00	0.00	0.00	0.00	0.00
CO		0.00	0.00	0.00	0.00	0.00	0.00	0.00	0.00	0.00
Sub-Total, III. Special Purpose Fund		0.00	0.00	11,339,027.72	60,296.65	11,399,324.37	0.00	712,186.30	0.00	454,442.33
PS		0.00	0.00	11,339,027.72	60,296.65	11,399,324.37	0.00	712,186.30	0.00	454,442.33
MOOE		0.00	0.00	0.00	0.00	0.00	0.00	0.00	0.00	0.00
FinEx		0.00	0.00	0.00	0.00	0.00	0.00	0.00	0.00	0.00
CO		0.00	0.00	0.00	0.00	0.00	0.00	0.00	0.00	0.00
GRAND TOTAL		141,778,120.64	341,947,810.38	192,123,974.09	660,659,526.02	1,336,509,431.13	145,041,000.00	597,651,229.96	0.00	711,541,291.91
PS		101,060,024.29	135,931,848.92	74,063,806.38	196,111,691.41	507,167,371.00	0.00	65,629,989.80	0.00	103,079,592.20
MOOE		40,718,096.35	205,318,014.99	118,060,167.71	463,951,495.16	828,047,774.21	76,860,000.00	494,977,251.14	0.00	607,789,974.65
FINEX		0.00	697,946.47	0.00	596,339.45	1,294,285.92	0.00	1,613,989.02	0.00	671,725.06
CO		0.00	0.00	0.00	0.00	0.00	68,181,000.00	35,430,000.00	0.00	0.00

Recapitulation by OO:


I. Agency Specific Budget		56,575,962.85	122,982,580.70	126,213,869.38	402,554,609.41	708,327,022.34	135,465,000.00	434,931,115.12	0.00	527,703,260.80
MARKET AND PRODUCT DEVELOPMENT PROGRAM		13,211,245.45	59,730,847.63	57,230,730.03	272,129,437.11	402,302,260.22	125,880,000.00	258,292,647.31	0.00	453,293,713.56
STANDARDS DEVELOPMENT AND ENFORCEMENT PROGRAM		14,866,273.37	15,571,855.30	11,329,948.20	30,796,353.29	72,564,430.16	9,585,000.00	48,791,517.34	0.00	17,007,437.76
TOURISM INDUSTRY TRAINING PROGRAM		5,078,100.54	14,664,221.30	30,847,736.07	46,676,478.31	97,266,536.22	0.00	38,604,770.26	0.00	19,284,437.13
TOURISM POLICY FORMULATION AND PLANNING PROGRAM		23,420,343.49	33,015,656.47	26,805,455.08	52,952,340.70	136,193,795.74	0.00	89,242,180.21	0.00	38,117,672.45

Certified Correct:


JOSEPHINE G. ANDAYA

Chief, Budget Division

Recommending Approval:


MILAGROS Y. SAY

OIC-ASEC for Admin and Finance

Approved By:


BERNADETTE ROMULO-PUYAT

Secretary



SUMMARY OF APPROPRIATIONS, ALLOTMENTS, OBLIGATIONS, DISBURSEMENTS AND BALANCES BY OBJECT OF EXPENDITURES

As at the Quarter Ending December 31, 2021

Department : Department of Tourism (DOT)
 Agency/Entity : Office of the Secretary
 Region : ALL
 Division : ALL
 Operating Unit : ALL
 Organization Code (UACS) : ALL
 Fund Cluster : 01 - Regular Agency Fund

(e.g. UACS Fund Cluster: 01-Regular Agency Fund, 02-Foreign Assisted Projects Fund, 03-Special Account-Locally Funded/Domestic Grants Fund, and 04-Special Account-Foreign Assisted/Foreign Grants Fund)

Particulars	UACS CODE	Appropriations			Allotments					Current Year Obligations				
		Authorized Appropriations	Adjustments (Transfer To/From, Modifications/ Augmentations)	Adjusted Appropriations	Allotments Received	Adjustments (Reductions, Modifications/ Augmentations)	Transfer To	Transfer From	Adjusted Total Allotments	1st Quarter Ending March 31	2nd Quarter Ending June 30	3rd Quarter Ending Sept. 30	4th Quarter Ending Dec. 31	TOTAL
1	2	3	4	5=(3+4)	6	7	8	9	10=[(6+(-)7)-8+9]	11	12	13	14	15=(11+12+13+14)
01 - Regular Agency Fund		2,778,177,000.00	12,565,953.00	2,790,742,953.00	2,633,136,000.00	12,565,953.00	(211,912,829.17)	211,912,829.17	2,645,701,953.00	316,394,614.51	546,673,912.54	407,081,128.55	777,901,067.45	2,048,050,723.05
I. Agency Specific Budget		2,740,433,000.00	0.00	2,740,433,000.00	2,595,392,000.00	0.00	(205,428,667.90)	205,428,667.90	2,595,392,000.00	308,354,785.65	537,165,747.67	385,611,921.59	768,260,877.76	1,999,393,332.67
Personal Services		610,867,000.00	14,700,000.00	625,567,000.00	610,867,000.00	14,700,000.00	(21,826,649.63)	21,826,649.63	625,567,000.00	145,037,909.89	140,527,472.31	128,306,653.26	147,717,537.38	561,589,572.84
Salaries and Wages		319,157,000.00	(1,102,771.17)	318,054,228.83	319,157,000.00	(1,102,771.17)	(8,667,265.60)	8,667,265.60	318,054,228.83	86,410,361.71	81,061,967.46	78,432,553.09	61,681,538.88	307,586,421.14
Salaries and Wages - Regular	5010101000	314,549,000.00	3,505,228.83	318,054,228.83	314,549,000.00	3,505,228.83	(8,667,265.60)	8,667,265.60	318,054,228.83	86,410,361.71	81,061,967.46	78,432,553.09	61,681,538.88	307,586,421.14
Basic Salary - Civilian	5010101001	314,549,000.00	3,505,228.83	318,054,228.83	314,549,000.00	3,505,228.83	(8,667,265.60)	8,667,265.60	318,054,228.83	86,410,361.71	81,061,967.46	78,432,553.09	61,681,538.88	307,586,421.14
Salaries and Wages - Casual/Contractual	5010102000	4,608,000.00	(4,608,000.00)	0.00	4,608,000.00	(4,608,000.00)	0.00	0.00	0.00	0.00	0.00	0.00	0.00	0.00
Other Compensation		279,897,000.00	(6,509,883.81)	273,387,116.19	279,897,000.00	(6,509,883.81)	(9,356,742.16)	9,356,742.16	273,387,116.19	57,270,607.02	57,891,517.20	35,420,005.03	52,169,858.02	202,751,987.27
Personal Economic Relief Allowance (PERA)	5010201000	13,512,000.00	48,886.67	13,560,886.67	13,512,000.00	48,886.67	(343,728.07)	343,728.07	13,560,886.67	3,586,145.45	3,424,082.60	3,297,845.45	2,497,204.48	12,805,277.98
PERA - Civilian	5010201001	13,512,000.00	48,886.67	13,560,886.67	13,512,000.00	48,886.67	(343,728.07)	343,728.07	13,560,886.67	3,586,145.45	3,424,082.60	3,297,845.45	2,497,204.48	12,805,277.98
Representation Allowance (RA)	5010202000	6,288,000.00	1,074,661.42	7,362,661.42	6,288,000.00	1,074,661.42	(354,250.00)	354,250.00	7,362,661.42	1,771,250.00	1,794,250.00	1,753,500.00	1,375,750.00	6,694,750.00
Transportation Allowance (TA)	5010203000	5,388,000.00	(93,814.84)	5,294,185.16	5,388,000.00	(93,814.84)	(450,250.00)	450,250.00	5,294,185.16	1,090,500.00	1,174,250.00	1,219,000.00	971,568.16	4,455,318.16
Transportation Allowance (TA)	5010203001	5,388,000.00	(93,814.84)	5,294,185.16	5,388,000.00	(93,814.84)	(450,250.00)	450,250.00	5,294,185.16	1,090,500.00	1,174,250.00	1,219,000.00	971,568.16	4,455,318.16
Clothing/Uniform Allowance	5010204000	3,378,000.00	37,798.14	3,415,798.14	3,378,000.00	37,798.14	(96,000.00)	96,000.00	3,415,798.14	2,724,000.00	264,000.00	60,000.00	120,000.00	3,168,000.00
Clothing/Uniform Allowance - Civilian	5010204001	3,378,000.00	37,798.14	3,415,798.14	3,378,000.00	37,798.14	(96,000.00)	96,000.00	3,415,798.14	2,724,000.00	264,000.00	60,000.00	120,000.00	3,168,000.00
Overseas Allowance (OA)	5010209000	193,277,000.00	(30,892,309.86)	162,384,690.14	193,277,000.00	(30,892,309.86)	0.00	0.00	162,384,690.14	47,877,021.43	26,807,002.44	25,739,991.18	969,043.71	101,393,058.76
Overseas Allowance - Civilian	5010209001	193,277,000.00	(30,892,309.86)	162,384,690.14	193,277,000.00	(30,892,309.86)	0.00	0.00	162,384,690.14	47,877,021.43	26,807,002.44	25,739,991.18	969,043.71	101,393,058.76
Hazard Pay (HP)	5010211000	0.00	1,478,102.09	1,478,102.09	0.00	1,478,102.09	(301,312.50)	301,312.50	1,478,102.09	0.00	23,500.00	321,812.50	808,789.59	1,154,102.09
Hazard Pay	5010211001	0.00	330,500.00	330,500.00	0.00	330,500.00	0.00	0.00	330,500.00	0.00	23,500.00	300,500.00	6,500.00	330,500.00
Hazard Duty Pay - Civilian	5010211002	0.00	1,147,602.09	1,147,602.09	0.00	1,147,602.09	(301,312.50)	301,312.50	1,147,602.09	0.00	0.00	21,312.50	802,289.59	823,602.09
Overtime and Night Pay	5010213000	0.00	1,255,173.79	1,255,173.79	0.00	1,255,173.79	(106,792.59)	106,792.59	1,255,173.79	221,690.14	211,877.96	203,978.50	459,522.23	1,097,068.83
Overtime Pay	5010213001	0.00	1,255,173.79	1,255,173.79	0.00	1,255,173.79	(106,792.59)	106,792.59	1,255,173.79	221,690.14	211,877.96	203,978.50	459,522.23	1,097,068.83
Year End Bonus	5010214000	26,212,000.00	1,358,724.37	27,570,724.37	26,212,000.00	1,358,724.37	(934,288.00)	934,288.00	27,570,724.37	0.00	0.00	1,682,643.00	24,955,328.45	26,637,971.45
Bonus - Civilian	5010214001	26,212,000.00	1,358,724.37	27,570,724.37	26,212,000.00	1,358,724.37	(934,288.00)	934,288.00	27,570,724.37	0.00	0.00	1,682,643.00	24,955,328.45	26,637,971.45
Cash Gift	5010215000	2,815,000.00	51,023.18	2,866,023.18	2,815,000.00	51,023.18	(65,000.00)	65,000.00	2,866,023.18	0.00	0.00	187,500.00	2,526,500.00	2,714,000.00
Cash Gift - Civilian	5010215001	2,815,000.00	51,023.18	2,866,023.18	2,815,000.00	51,023.18	(65,000.00)	65,000.00	2,866,023.18	0.00	0.00	187,500.00	2,526,500.00	2,714,000.00
Mid-Year Bonus - Civilian	5010216000	26,212,000.00	(395,904.58)	25,816,095.42	26,212,000.00	(395,904.58)	(115,053.00)	115,053.00	25,816,095.42	0.00	24,192,554.20	908,734.40	120,526.40	25,221,815.00
Mid-Year Bonus - Civilian	5010216001	26,212,000.00	(395,904.58)	25,816,095.42	26,212,000.00	(395,904.58)	(115,053.00)	115,053.00	25,816,095.42	0.00	24,192,554.20	908,734.40	120,526.40	25,221,815.00

SUMMARY OF APPROPRIATIONS, ALLOTMENTS, OBLIGATIONS, DISBURSEMENTS AND BALANCES BY OBJECT OF EXPENDITURES

As at the Quarter Ending December 31, 2021

Department : Department of Tourism (DOT)
 Agency/Entity : Office of the Secretary
 Region : ALL
 Division : ALL
 Operating Unit : ALL
 Organization Code (UACS) : ALL
 Fund Cluster : 01 - Regular Agency Fund

(e.g. UACS Fund Cluster: 01-Regular Agency Fund, 02-Foreign Assisted Projects Fund, 03-Special Account-Locally Funded/Domestic Grants Fund, and 04-Special Account-Foreign Assisted/Foreign Grants Fund)

Particulars	UACS CODE	Appropriations			Allotments					Current Year Obligations				
		Authorized Appropriations	Adjustments (Transfer To/From, Modifications/ Augmentations)	Adjusted Appropriations	Allotments Received	Adjustments (Reductions, Modifications/ Augmentations)	Transfer To	Transfer From	Adjusted Total Allotments	1st Quarter Ending March 31	2nd Quarter Ending June 30	3rd Quarter Ending Sept. 30	4th Quarter Ending Dec. 31	TOTAL
1	2	3	4	5=(3+4)	6	7	8	9	10=[(6+(-)7)-8+9]	11	12	13	14	15=(11+12+13+14)
Other Bonuses and Allowances	5010299000	2,815,000.00	19,567,775.81	22,382,775.81	2,815,000.00	19,567,775.81	(6,590,068.00)	6,590,068.00	22,382,775.81	0.00	0.00	45,000.00	17,365,625.00	17,410,625.00
Collective Negotiation Agreement Incentive - Civilian	5010299011	0.00	14,457,500.00	14,457,500.00	0.00	14,457,500.00	(6,182,500.00)	6,182,500.00	14,457,500.00	0.00	0.00	0.00	14,648,625.00	14,648,625.00
Productivity Enhancement Incentive - Civilian	5010299012	2,815,000.00	4,452,373.81	7,267,373.81	2,815,000.00	4,452,373.81	(45,000.00)	45,000.00	7,267,373.81	0.00	0.00	45,000.00	2,717,000.00	2,762,000.00
Performance Based Bonus - Civilian	5010299014	0.00	0.00	0.00	0.00	0.00	0.00	0.00	0.00	0.00	0.00	0.00	0.00	0.00
Mid-Year Bonus - Civilian	5010299036	0.00	657,902.00	657,902.00	0.00	657,902.00	(362,568.00)	362,568.00	657,902.00	0.00	0.00	0.00	0.00	0.00
Personnel Benefit Contributions		4,300,000.00	648,912.25	4,948,912.25	4,300,000.00	648,912.25	(150,790.63)	150,790.63	4,948,912.25	1,107,772.26	1,334,975.85	1,299,383.30	1,230,726.38	4,972,857.79
Pag-IBIG Contributions	5010302000	672,000.00	(1,168.07)	670,831.93	672,000.00	(1,168.07)	(8,454.66)	8,454.66	670,831.93	150,050.00	178,304.66	167,877.27	155,400.00	651,631.93
Pag-IBIG - Civilian	5010302001	672,000.00	(1,168.07)	670,831.93	672,000.00	(1,168.07)	(8,454.66)	8,454.66	670,831.93	150,050.00	178,304.66	167,877.27	155,400.00	651,631.93
PhilHealth Contributions	5010303000	2,956,000.00	641,167.42	3,597,167.42	2,956,000.00	641,167.42	(137,818.52)	137,818.52	3,597,167.42	809,222.26	987,447.42	949,812.35	914,530.93	3,661,012.96
PhilHealth - Civilian	5010303001	2,956,000.00	641,167.42	3,597,167.42	2,956,000.00	641,167.42	(137,818.52)	137,818.52	3,597,167.42	809,222.26	987,447.42	949,812.35	914,530.93	3,661,012.96
Employees Compensation Insurance Premiums (ECIP)	5010304000	672,000.00	8,912.90	680,912.90	672,000.00	8,912.90	(4,517.45)	4,517.45	680,912.90	148,500.00	169,223.77	181,693.68	160,795.45	660,212.90
ECIP - Civilian	5010304001	672,000.00	8,912.90	680,912.90	672,000.00	8,912.90	(4,517.45)	4,517.45	680,912.90	148,500.00	169,223.77	181,693.68	160,795.45	660,212.90
Other Personnel Benefits		7,513,000.00	21,663,742.73	29,176,742.73	7,513,000.00	21,663,742.73	(3,651,851.24)	3,651,851.24	29,176,742.73	249,168.90	239,011.80	13,154,711.84	32,635,414.10	46,278,306.64
Terminal Leave Benefits	5010403000	6,492,000.00	11,283,484.74	17,775,484.74	6,492,000.00	11,283,484.74	(210,709.58)	210,709.58	17,775,484.74	12,970.94	0.00	12,698,576.06	18,575,203.98	31,286,750.98
Terminal Leave Benefits - Civilian	5010403001	6,492,000.00	11,283,484.74	17,775,484.74	6,492,000.00	11,283,484.74	(210,709.58)	210,709.58	17,775,484.74	12,970.94	0.00	12,698,576.06	18,575,203.98	31,286,750.98
Other Personnel Benefits	5010499000	1,021,000.00	10,380,257.99	11,401,257.99	1,021,000.00	10,380,257.99	(3,441,141.66)	3,441,141.66	11,401,257.99	236,197.96	239,011.80	456,135.78	14,060,210.12	14,991,555.66
Lump-sum for Step Increments - Length of Service	5010499010	791,000.00	(43,048.69)	747,951.31	791,000.00	(43,048.69)	(31,509.78)	31,509.78	747,951.31	34,233.41	14,899.65	38,961.56	321,789.51	409,884.13
Loyalty Award - Civilian	5010499015	230,000.00	25,000.00	255,000.00	230,000.00	25,000.00	0.00	0.00	255,000.00	0.00	0.00	115,000.00	125,000.00	240,000.00
Other Personnel Benefits	5010499099	0.00	10,398,306.68	10,398,306.68	0.00	10,398,306.68	(3,409,631.88)	3,409,631.88	10,398,306.68	201,964.55	224,112.15	302,174.22	13,613,420.61	14,341,671.53
Maintenance and Other Operating Expenses		2,022,375,000.00	(14,700,000.00)	2,007,675,000.00	1,945,515,000.00	(14,700,000.00)	(183,602,018.27)	183,602,018.27	1,930,815,000.00	162,921,212.29	395,711,709.99	257,143,807.25	620,061,019.32	1,435,837,748.85
Traveling Expenses		165,625,000.00	(36,995,276.66)	128,629,723.34	160,967,000.00	(36,995,276.66)	(2,497,240.50)	2,497,240.50	123,971,723.34	3,023,136.60	10,836,205.96	2,421,415.77	12,019,332.69	28,300,091.02
Traveling Expenses - Local	5020101000	73,945,000.00	(19,126,507.31)	54,818,492.69	69,287,000.00	(19,126,507.31)	(2,497,240.50)	2,497,240.50	50,160,492.69	1,461,636.60	3,760,854.18	2,090,330.81	7,456,675.85	14,769,497.44
Traveling Expenses - Foreign	5020102000	91,680,000.00	(17,868,769.35)	73,811,230.65	91,680,000.00	(17,868,769.35)	0.00	0.00	73,811,230.65	1,561,500.00	7,075,351.78	331,084.96	4,562,656.84	13,530,593.58
Training and Scholarship Expenses		125,838,000.00	(10,512,453.67)	115,325,546.33	120,812,000.00	(10,512,453.67)	(80,722,230.00)	80,722,230.00	110,299,546.33	877,352.99	11,053,295.50	26,057,622.04	33,934,647.35	71,922,917.88
Training Expenses	5020201000	123,838,000.00	(10,512,453.67)	113,325,546.33	118,812,000.00	(10,512,453.67)	(80,722,230.00)	80,722,230.00	108,299,546.33	877,352.99	11,053,295.50	26,057,622.04	33,934,647.35	71,922,917.88
Training Expenses	5020201002	123,838,000.00	(10,512,453.67)	113,325,546.33	118,812,000.00	(10,512,453.67)	(80,722,230.00)	80,722,230.00	108,299,546.33	877,352.99	11,053,295.50	26,057,622.04	33,934,647.35	71,922,917.88
Scholarship Grants/Expenses	5020202000	2,000,000.00	0.00	2,000,000.00	2,000,000.00	0.00	0.00	0.00	2,000,000.00	0.00	0.00	0.00	0.00	0.00

SUMMARY OF APPROPRIATIONS, ALLOTMENTS, OBLIGATIONS, DISBURSEMENTS AND BALANCES BY OBJECT OF EXPENDITURES

As at the Quarter Ending December 31, 2021

Department : Department of Tourism (DOT)
 Agency/Entity : Office of the Secretary
 Region : ALL
 Division : ALL
 Operating Unit : ALL
 Organization Code (UACS) : ALL
 Fund Cluster : 01 - Regular Agency Fund

(e.g. UACS Fund Cluster: 01-Regular Agency Fund, 02-Foreign Assisted Projects Fund, 03-Special Account-Locally Funded/Domestic Grants Fund, and 04-Special Account-Foreign Assisted/Foreign Grants Fund)

Particulars	UACS CODE	Appropriations			Allotments					Current Year Obligations				
		Authorized Appropriations	Adjustments (Transfer To/From, Modifications/ Augmentations)	Adjusted Appropriations	Allotments Received	Adjustments (Reductions, Modifications/ Augmentations)	Transfer To	Transfer From	Adjusted Total Allotments	1st Quarter Ending March 31	2nd Quarter Ending June 30	3rd Quarter Ending Sept. 30	4th Quarter Ending Dec. 31	TOTAL
1	2	3	4	5=(3+4)	6	7	8	9	10=[(6+(-)7)-8+9]	11	12	13	14	15=(11+12+13+14)
Supplies and Materials Expenses		75,241,000.00	18,834,720.89	94,075,720.89	70,645,000.00	18,834,720.89	(9,546,527.31)	9,546,527.31	89,479,720.89	6,980,128.55	13,359,010.39	9,867,025.04	23,734,950.45	53,941,114.43
Office Supplies Expenses	5020301000	24,805,000.00	(1,119,600.33)	23,685,399.67	24,805,000.00	(1,119,600.33)	(189,600.00)	189,600.00	23,685,399.67	1,839,355.58	3,624,788.55	2,118,811.99	3,032,422.54	10,615,378.66
ICT Office Supplies	5020301001	50,000.00	0.00	50,000.00	50,000.00	0.00	0.00	0.00	50,000.00	0.00	0.00	0.00	0.00	0.00
Office Supplies Expenses	5020301002	24,755,000.00	(1,119,600.33)	23,635,399.67	24,755,000.00	(1,119,600.33)	(189,600.00)	189,600.00	23,635,399.67	1,839,355.58	3,624,788.55	2,118,811.99	3,032,422.54	10,615,378.66
Accountable Forms Expenses	5020302000	568,000.00	(22,887.65)	545,112.35	568,000.00	(22,887.65)	0.00	0.00	545,112.35	6,480.00	3,200.00	16,000.00	54,605.00	80,285.00
Drugs and Medicines Expenses	5020307000	650,000.00	262,554.84	912,554.84	650,000.00	262,554.84	0.00	0.00	912,554.84	8,400.00	34,841.65	7,200.00	323,990.00	374,431.65
Medical, Dental and Laboratory Supplies Expenses	5020308000	16,000.00	7,669,391.59	7,685,391.59	16,000.00	7,669,391.59	(2,973,890.00)	2,973,890.00	7,685,391.59	0.00	0.00	432,789.00	3,727,874.90	4,160,663.90
Fuel, Oil and Lubricants Expenses	5020309000	7,341,000.00	4,097,435.77	11,438,435.77	7,341,000.00	4,097,435.77	(92,000.00)	92,000.00	11,438,435.77	2,407,216.22	2,842,197.29	2,672,175.27	1,706,445.41	9,628,034.19
Textbooks and Instructional Materials Expenses	5020311000	83,000.00	204,600.00	287,600.00	83,000.00	204,600.00	0.00	0.00	287,600.00	56,500.00	113,000.00	0.00	56,500.00	226,000.00
Textbooks and Instructional Materials Expenses	5020311001	83,000.00	204,600.00	287,600.00	83,000.00	204,600.00	0.00	0.00	287,600.00	56,500.00	113,000.00	0.00	56,500.00	226,000.00
Semi-Expendable Machinery and Equipment	5020321000	290,000.00	1,335,889.61	1,625,889.61	290,000.00	1,335,889.61	0.00	0.00	1,625,889.61	31,144.00	334,486.65	393,541.45	632,774.70	1,391,946.80
Expenses	5020321000	290,000.00	1,335,889.61	1,625,889.61	290,000.00	1,335,889.61	0.00	0.00	1,625,889.61	31,144.00	334,486.65	393,541.45	632,774.70	1,391,946.80
Semi-Expendable Machinery and Equipment Expenses	5020321000	50,000.00	(50,000.00)	85,265.00	50,000.00	(50,000.00)	0.00	0.00	85,265.00	0.00	0.00	0.00	0.00	0.00
Machinery	5020321001	10,000.00	68,000.00	78,000.00	10,000.00	68,000.00	0.00	0.00	78,000.00	0.00	0.00	0.00	77,833.95	77,833.95
Office Equipment	5020321002	30,000.00	140,549.96	170,549.96	30,000.00	140,549.96	0.00	0.00	170,549.96	4,294.00	85,651.45	109,550.25	89,445.00	288,940.70
Information and Communications Technology Equipment	5020321003	200,000.00	803,722.20	1,003,722.20	200,000.00	803,722.20	0.00	0.00	1,003,722.20	26,850.00	248,835.20	283,991.20	345,862.25	905,538.65
Semi-Expendable Furniture, Fixtures and Books Expenses	5020322000	125,000.00	30,545.00	155,545.00	125,000.00	30,545.00	0.00	0.00	155,545.00	0.00	8,850.00	24,195.00	7,500.00	40,545.00
Semi-Expendable Furniture, Fixtures and Books Expenses	5020322000	10,000.00	(10,000.00)	40,545.00	10,000.00	(10,000.00)	0.00	0.00	40,545.00	0.00	0.00	0.00	0.00	40,545.00
Furniture and Fixtures	5020322001	115,000.00	0.00	115,000.00	115,000.00	0.00	0.00	0.00	115,000.00	0.00	0.00	0.00	0.00	0.00
Other Supplies and Materials Expenses	5020399000	41,363,000.00	6,376,792.06	47,739,792.06	36,767,000.00	6,376,792.06	(6,291,037.31)	6,291,037.31	43,143,792.06	2,631,032.75	6,397,646.25	4,202,312.33	14,192,837.90	27,423,829.23
Utility Expenses		29,186,000.00	(2,647,779.34)	26,538,220.66	29,175,000.00	(2,647,779.34)	(116,800.00)	116,800.00	26,527,220.66	3,498,799.81	6,755,551.48	3,025,754.46	4,716,614.42	17,996,720.17
Water Expenses	5020401000	4,398,000.00	1,325,466.01	5,723,466.01	4,387,000.00	1,325,466.01	(4,800.00)	4,800.00	5,712,466.01	1,137,944.43	2,469,924.03	146,898.41	1,248,413.60	5,003,180.47
Electricity Expenses	5020402000	24,788,000.00	(3,973,245.35)	20,814,754.65	24,788,000.00	(3,973,245.35)	(112,000.00)	112,000.00	20,814,754.65	2,360,855.38	4,285,627.45	2,878,856.05	3,468,200.82	12,993,539.70
Communication Expenses		44,718,000.00	818,096.88	45,536,096.88	44,528,000.00	818,096.88	(113,833.56)	113,833.56	45,346,096.88	3,639,370.97	6,368,454.70	2,780,123.30	16,276,351.54	29,064,300.51
Postage and Courier Services	5020501000	4,737,000.00	754,934.40	5,491,934.40	4,737,000.00	754,934.40	0.00	0.00	5,491,934.40	594,953.33	1,486,082.35	140,685.30	1,012,642.64	3,234,363.62
Telephone Expenses	5020502000	18,998,000.00	(1,014,968.13)	17,983,031.87	18,808,000.00	(1,014,968.13)	(70,377.56)	70,377.56	17,793,031.87	2,180,373.35	3,439,969.72	1,848,186.17	3,055,893.62	10,524,422.86
Mobile	5020502001	11,775,000.00	(658,174.14)	11,116,825.86	11,585,000.00	(658,174.14)	(46,992.00)	46,992.00	10,926,825.86	825,420.55	1,725,535.41	646,757.98	1,485,884.35	4,683,598.29

SUMMARY OF APPROPRIATIONS, ALLOTMENTS, OBLIGATIONS, DISBURSEMENTS AND BALANCES BY OBJECT OF EXPENDITURES

As at the Quarter Ending December 31, 2021

Department : Department of Tourism (DOT)
 Agency/Entity : Office of the Secretary
 Region : ALL
 Division : ALL
 Operating Unit : ALL
 Organization Code (UACS) : ALL
 Fund Cluster : 01 - Regular Agency Fund

(e.g. UACS Fund Cluster: 01-Regular Agency Fund, 02-Foreign Assisted Projects Fund, 03-Special Account-Locally Funded/Domestic Grants Fund, and 04-Special Account-Foreign Assisted/Foreign Grants Fund)

Particulars	UACS CODE	Appropriations			Allotments					Current Year Obligations				
		Authorized Appropriations	Adjustments (Transfer To/From, Modifications/ Augmentations)	Adjusted Appropriations	Allotments Received	Adjustments (Reductions, Modifications/ Augmentations)	Transfer To	Transfer From	Adjusted Total Allotments	1st Quarter Ending March 31	2nd Quarter Ending June 30	3rd Quarter Ending Sept. 30	4th Quarter Ending Dec. 31	TOTAL
1	2	3	4	5=(3+4)	6	7	8	9	10=[(6+(-)7)-8+9]	11	12	13	14	15=(11+12+13+14)
Landline	5020502002	7,223,000.00	(356,793.99)	6,866,206.01	7,223,000.00	(356,793.99)	(23,385.56)	23,385.56	6,866,206.01	1,354,952.80	1,714,434.31	1,201,428.19	1,570,009.27	5,840,824.57
Internet Subscription Expenses	5020503000	20,837,000.00	490,528.61	21,327,528.61	20,837,000.00	490,528.61	(43,456.00)	43,456.00	21,327,528.61	705,060.29	1,138,740.63	786,495.83	12,051,565.28	14,681,862.03
Cable, Satellite, Telegraph and Radio Expenses	5020504000	146,000.00	587,602.00	733,602.00	146,000.00	587,602.00	0.00	0.00	733,602.00	158,984.00	303,662.00	4,756.00	156,250.00	623,652.00
Awards/Rewards and Prizes		1,225,000.00	387,098.29	1,612,098.29	1,225,000.00	387,098.29	0.00	0.00	1,612,098.29	209,000.00	136,000.00	(36,000.00)	186,497.75	495,497.75
Awards/Rewards Expenses	5020601000	150,000.00	(40,000.00)	110,000.00	150,000.00	(40,000.00)	0.00	0.00	110,000.00	0.00	0.00	0.00	0.00	0.00
Awards/Rewards Expenses	5020601001	150,000.00	(40,000.00)	110,000.00	150,000.00	(40,000.00)	0.00	0.00	110,000.00	0.00	0.00	0.00	0.00	0.00
Prizes	5020602000	1,075,000.00	427,098.29	1,502,098.29	1,075,000.00	427,098.29	0.00	0.00	1,502,098.29	209,000.00	136,000.00	(36,000.00)	186,497.75	495,497.75
Confidential, Intelligence and Extraordinary Expenses		5,661,000.00	144,795.28	5,805,795.28	5,661,000.00	144,795.28	0.00	0.00	5,805,795.28	801,416.10	1,389,049.69	1,295,981.64	1,666,793.04	5,153,240.47
Extraordinary and Miscellaneous Expenses	5021003000	5,661,000.00	144,795.28	5,805,795.28	5,661,000.00	144,795.28	0.00	0.00	5,805,795.28	801,416.10	1,389,049.69	1,295,981.64	1,666,793.04	5,153,240.47
Professional Services		319,857,000.00	575,547,185.50	895,404,185.50	292,559,000.00	575,547,185.50	(49,828,505.62)	49,828,505.62	868,106,185.50	110,206,729.36	145,722,471.82	151,574,437.53	413,936,014.64	821,439,653.35
Legal Services	5021101000	211,000.00	239,740.00	450,740.00	211,000.00	239,740.00	0.00	0.00	450,740.00	75,808.25	146,520.00	28,250.00	76,450.00	327,028.25
Auditing Services	5021102000	739,000.00	(164,919.40)	574,080.60	739,000.00	(164,919.40)	0.00	0.00	574,080.60	10,203.47	3,156.16	6,312.32	19,537.32	39,209.27
Consultancy Services	5021103000	43,842,000.00	429,088,076.56	472,930,076.56	43,842,000.00	429,088,076.56	(1,425,000.00)	1,425,000.00	472,930,076.56	495,950.00	66,501,208.75	117,090,879.10	286,534,494.88	470,622,532.73
ICT Consultancy Services	5021103001	0.00	11,143,520.55	11,143,520.55	0.00	11,143,520.55	0.00	0.00	11,143,520.55	0.00	0.00	0.00	0.00	0.00
Consultancy Services	5021103002	43,842,000.00	417,944,556.01	461,786,556.01	43,842,000.00	417,944,556.01	(1,425,000.00)	1,425,000.00	461,786,556.01	495,950.00	66,501,208.75	117,090,879.10	286,534,494.88	470,622,532.73
Other Professional Services	5021199000	275,065,000.00	146,384,288.34	421,449,288.34	247,767,000.00	146,384,288.34	(48,403,505.62)	48,403,505.62	394,151,288.34	109,624,767.64	79,071,586.91	34,448,996.11	127,305,532.44	350,450,883.10
General Services		29,169,000.00	2,218,788.45	31,387,788.45	29,169,000.00	2,218,788.45	(449,977.60)	449,977.60	31,387,788.45	6,446,908.89	13,536,931.42	8,071,749.67	3,362,230.93	31,417,820.91
Janitorial Services	5021202000	8,284,000.00	1,133,067.91	9,417,067.91	8,284,000.00	1,133,067.91	0.00	0.00	9,417,067.91	1,863,963.21	6,727,160.94	79,143.96	287,701.96	8,957,970.07
Security Services	5021203000	15,386,000.00	1,003,816.88	16,389,816.88	15,386,000.00	1,003,816.88	0.00	0.00	16,389,816.88	3,614,517.15	4,852,653.39	6,267,710.41	1,411,629.88	16,146,510.83
Other General Services	5021299000	5,499,000.00	81,903.66	5,580,903.66	5,499,000.00	81,903.66	(449,977.60)	449,977.60	5,580,903.66	968,428.53	1,957,117.09	1,724,895.30	1,662,899.09	6,313,340.01
Other General Services	5021299099	5,499,000.00	81,903.66	5,580,903.66	5,499,000.00	81,903.66	(449,977.60)	449,977.60	5,580,903.66	968,428.53	1,957,117.09	1,724,895.30	1,662,899.09	6,313,340.01
Repairs and Maintenance		9,259,000.00	2,107,156.95	11,366,156.95	9,119,000.00	2,107,156.95	(62,000.00)	62,000.00	11,226,156.95	1,303,520.76	1,895,546.22	1,011,662.84	1,797,182.65	6,007,912.47
Repairs and Maintenance - Buildings and Other Structures	5021304000	349,000.00	(57,502.75)	291,497.25	209,000.00	(57,502.75)	0.00	0.00	151,497.25	17,142.25	134.75	23,782.00	19,300.00	60,359.00
Buildings	5021304001	310,000.00	(57,502.75)	252,497.25	170,000.00	(57,502.75)	0.00	0.00	112,497.25	17,142.25	134.75	23,782.00	19,300.00	60,359.00
Other Structures	5021304099	39,000.00	0.00	39,000.00	39,000.00	0.00	0.00	0.00	39,000.00	0.00	0.00	0.00	0.00	0.00
Repairs and Maintenance - Machinery and Equipment	5021305000	5,477,000.00	(314,302.55)	5,162,697.45	5,477,000.00	(314,302.55)	(42,000.00)	42,000.00	5,162,697.45	83,976.52	206,008.00	26,440.50	40,535.00	356,960.02
Machinery	5021305001	56,000.00	4,305.00	60,305.00	56,000.00	4,305.00	0.00	0.00	60,305.00	450.00	13,815.00	0.00	705.00	14,970.00

SUMMARY OF APPROPRIATIONS, ALLOTMENTS, OBLIGATIONS, DISBURSEMENTS AND BALANCES BY OBJECT OF EXPENDITURES

As at the Quarter Ending December 31, 2021

Department : Department of Tourism (DOT)
 Agency/Entity : Office of the Secretary
 Region : ALL
 Division : ALL
 Operating Unit : ALL
 Organization Code (UACS) : ALL
 Fund Cluster : 01 - Regular Agency Fund

(e.g. UACS Fund Cluster: 01-Regular Agency Fund, 02-Foreign Assisted Projects Fund, 03-Special Account-Locally Funded/Domestic Grants Fund, and 04-Special Account-Foreign Assisted/Foreign Grants Fund)

Particulars	UACS CODE	Appropriations			Allotments					Current Year Obligations				
		Authorized Appropriations	Adjustments (Transfer To/From, Modifications/ Augmentations)	Adjusted Appropriations	Allotments Received	Adjustments (Reductions, Modifications/ Augmentations)	Transfer To	Transfer From	Adjusted Total Allotments	1st Quarter Ending March 31	2nd Quarter Ending June 30	3rd Quarter Ending Sept. 30	4th Quarter Ending Dec. 31	TOTAL
1	2	3	4	5=(3+4)	6	7	8	9	10=[(6+(-)7)-8+9]	11	12	13	14	15=(11+12+13+14)
Office Equipment	5021305002	2,602,000.00	(54,345.50)	2,547,654.50	2,602,000.00	(54,345.50)	(42,000.00)	42,000.00	2,547,654.50	77,576.52	182,863.00	18,290.50	26,130.00	304,860.02
Information and Communication Technology	5021305003	2,741,000.00	(211,262.05)	2,529,737.95	2,741,000.00	(211,262.05)	0.00	0.00	2,529,737.95	5,950.00	9,330.00	8,150.00	13,700.00	37,130.00
Equipment	5021305003	2,741,000.00	(211,262.05)	2,529,737.95	2,741,000.00	(211,262.05)	0.00	0.00	2,529,737.95	5,950.00	9,330.00	8,150.00	13,700.00	37,130.00
Printing Equipment	5021305012	25,000.00	0.00	25,000.00	25,000.00	0.00	0.00	0.00	25,000.00	0.00	0.00	0.00	0.00	0.00
Other Machinery and Equipment	5021305099	53,000.00	(53,000.00)	0.00	53,000.00	(53,000.00)	0.00	0.00	0.00	0.00	0.00	0.00	0.00	0.00
Repairs and Maintenance - Transportation Equipment	5021306000	3,020,000.00	752,178.09	3,772,178.09	3,020,000.00	752,178.09	(20,000.00)	20,000.00	3,772,178.09	746,330.99	821,703.47	813,347.87	1,320,437.90	3,701,820.23
Motor Vehicles	5021306001	3,020,000.00	692,518.09	3,712,518.09	3,020,000.00	692,518.09	(20,000.00)	20,000.00	3,712,518.09	746,330.99	821,703.47	813,347.87	1,320,437.90	3,701,820.23
Other Transportation Equipment	5021306099	0.00	59,660.00	59,660.00	0.00	59,660.00	0.00	0.00	59,660.00	0.00	0.00	0.00	0.00	0.00
Repairs and Maintenance - Furniture and Fixtures	5021307000	247,000.00	1,295,000.41	1,542,000.41	247,000.00	1,295,000.41	0.00	0.00	1,542,000.41	343,771.00	653,700.00	77,174.75	337,749.75	1,412,395.50
Repairs and Maintenance - Leased Assets	5021308000	0.00	28,267.72	28,267.72	0.00	28,267.72	0.00	0.00	28,267.72	0.00	0.00	28,267.72	0.00	28,267.72
Buildings and Other Structures	5021308001	0.00	28,267.72	28,267.72	0.00	28,267.72	0.00	0.00	28,267.72	0.00	0.00	28,267.72	0.00	28,267.72
Repairs and Maintenance - Leased Assets Improvements	5021309000	0.00	197,150.00	197,150.00	0.00	197,150.00	0.00	0.00	197,150.00	38,750.00	77,500.00	42,150.00	2,750.00	161,150.00
Other Leased Assets Improvements	5021309099	0.00	197,150.00	197,150.00	0.00	197,150.00	0.00	0.00	197,150.00	38,750.00	77,500.00	42,150.00	2,750.00	161,150.00
Repairs and Maintenance - Semi-Expendable Machinery and Equipment	5021321000	70,000.00	6,433.75	76,433.75	70,000.00	6,433.75	0.00	0.00	76,433.75	0.00	3,400.00	500.00	4,860.00	8,760.00
Repairs and Maintenance - Semi-Expendable Machinery and Equipment	5021321000	20,000.00	(14,086.25)	20,020.00	20,000.00	(14,086.25)	0.00	0.00	20,020.00	0.00	0.00	0.00	0.00	0.00
Office Equipment	5021321002	50,000.00	500.00	50,500.00	50,000.00	500.00	0.00	0.00	50,500.00	0.00	3,400.00	500.00	4,860.00	8,760.00
Repairs and Maintenance - Semi-Expendable Furniture, Fixtures and Books	5021322000	46,000.00	(16,267.72)	29,732.28	46,000.00	(16,267.72)	0.00	0.00	29,732.28	0.00	0.00	0.00	12,000.00	12,000.00
Repairs and Maintenance - Semi-Expendable Furniture, Fixtures and Books	5021322000	0.00	12,000.00	12,000.00	0.00	12,000.00	0.00	0.00	12,000.00	0.00	0.00	0.00	12,000.00	12,000.00
Furniture and Fixtures	5021322001	46,000.00	(28,267.72)	17,732.28	46,000.00	(28,267.72)	0.00	0.00	17,732.28	0.00	0.00	0.00	0.00	0.00
Repairs and Maintenance - Other Property, Plant and Equipment	5021399000	50,000.00	216,200.00	266,200.00	50,000.00	216,200.00	0.00	0.00	266,200.00	73,550.00	133,100.00	0.00	59,550.00	266,200.00
Other Property, Plant and Equipment	5021399099	50,000.00	216,200.00	266,200.00	50,000.00	216,200.00	0.00	0.00	266,200.00	73,550.00	133,100.00	0.00	59,550.00	266,200.00
Financial Assistance/Subsidy		10,165,000.00	3,426,831.75	13,591,831.75	8,280,000.00	3,426,831.75	0.00	0.00	11,706,831.75	84,000.00	230,400.00	6,226,600.00	914,150.00	7,455,150.00
Financial Assistance to NGAs	5021402000	700,000.00	0.00	700,000.00	700,000.00	0.00	0.00	0.00	700,000.00	0.00	0.00	0.00	0.00	0.00
Financial Assistance to Local Government Units	5021403000	4,468,000.00	(1,471,998.25)	2,996,001.75	4,468,000.00	(1,471,998.25)	0.00	0.00	2,996,001.75	0.00	0.00	1,676,600.00	0.00	1,676,600.00
Financial Assistance to Local Government Units	5021403000	20,000.00	0.00	250,000.00	20,000.00	0.00	0.00	0.00	250,000.00	0.00	0.00	0.00	0.00	0.00
Budgetary Support to Government-Owned and/or Controlled Corporations	5021404000	10,000.00	0.00	10,000.00	10,000.00	0.00	0.00	0.00	10,000.00	0.00	0.00	0.00	0.00	0.00

SUMMARY OF APPROPRIATIONS, ALLOTMENTS, OBLIGATIONS, DISBURSEMENTS AND BALANCES BY OBJECT OF EXPENDITURES

As at the Quarter Ending December 31, 2021

Department : Department of Tourism (DOT)
 Agency/Entity : Office of the Secretary
 Region : ALL
 Division : ALL
 Operating Unit : ALL
 Organization Code (UACS) : ALL
 Fund Cluster : 01 - Regular Agency Fund

(e.g. UACS Fund Cluster: 01-Regular Agency Fund, 02-Foreign Assisted Projects Fund, 03-Special Account-Locally Funded/Domestic Grants Fund, and 04-Special Account-Foreign Assisted/Foreign Grants Fund)

Particulars	UACS CODE	Appropriations			Allotments					Current Year Obligations				
		Authorized Appropriations	Adjustments (Transfer To/From, Modifications/ Augmentations)	Adjusted Appropriations	Allotments Received	Adjustments (Reductions, Modifications/ Augmentations)	Transfer To	Transfer From	Adjusted Total Allotments	1st Quarter Ending March 31	2nd Quarter Ending June 30	3rd Quarter Ending Sept. 30	4th Quarter Ending Dec. 31	TOTAL
1	2	3	4	5=(3+4)	6	7	8	9	10=[(6+(-)7)-8+9]	11	12	13	14	15=(11+12+13+14)
Subsidy Support to Operations of GOCCs	5021404001	10,000.00	0.00	10,000.00	10,000.00	0.00	0.00	0.00	10,000.00	0.00	0.00	0.00	0.00	0.00
Financial Assistance to NGOs/POs	5021405000	2,082,000.00	252,830.00	2,334,830.00	2,082,000.00	252,830.00	0.00	0.00	2,334,830.00	50,000.00	162,400.00	100,000.00	810,150.00	1,122,550.00
Subsidies - Others	5021499000	2,905,000.00	4,646,000.00	7,551,000.00	1,020,000.00	4,646,000.00	0.00	0.00	5,666,000.00	34,000.00	68,000.00	4,450,000.00	104,000.00	4,656,000.00
Taxes, Insurance Premiums and Other Fees		8,801,000.00	2,286,982.19	11,087,982.19	4,410,000.00	2,286,982.19	0.00	0.00	6,696,982.19	2,144,956.71	1,006,333.49	623,925.35	621,520.48	4,396,736.03
Taxes, Duties and Licenses	5021501000	5,517,000.00	(72,707.81)	5,444,292.19	1,126,000.00	(72,707.81)	0.00	0.00	1,053,292.19	40,566.24	166,496.24	36,710.26	2,273.72	246,046.46
Taxes, Duties and Licenses	5021501001	5,517,000.00	(72,707.81)	5,444,292.19	1,126,000.00	(72,707.81)	0.00	0.00	1,053,292.19	40,566.24	166,496.24	36,710.26	2,273.72	246,046.46
Fidelity Bond Premiums	5021502000	2,346,000.00	1,578,850.04	3,924,850.04	2,346,000.00	1,578,850.04	0.00	0.00	3,924,850.04	1,448,901.50	386,093.54	433,036.00	312,373.00	2,580,404.04
Insurance Expenses	5021503000	938,000.00	780,839.96	1,718,839.96	938,000.00	780,839.96	0.00	0.00	1,718,839.96	655,488.97	453,743.71	154,179.09	306,873.76	1,570,285.53
Other Maintenance and Operating Expenses		1,197,630,000.00	(570,316,146.51)	627,313,853.49	1,168,965,000.00	(570,316,146.51)	(40,264,903.68)	40,264,903.68	598,648,853.49	23,705,891.55	183,422,459.32	44,223,509.61	106,894,733.38	358,246,593.86
Advertising Expenses	5029901000	697,983,000.00	(538,447,550.99)	159,535,449.01	682,206,000.00	(538,447,550.99)	(6,704,652.10)	6,704,652.10	143,758,449.01	1,428,555.92	34,203,504.82	5,593,557.20	54,534,901.12	95,760,519.06
Printing and Publication Expenses	5029902000	28,967,000.00	(3,026,900.84)	25,940,099.16	27,572,000.00	(3,026,900.84)	(2,712,450.00)	2,712,450.00	24,545,099.16	889,286.44	3,524,267.06	2,221,626.68	4,041,926.00	10,677,106.18
Representation Expenses	5029903000	203,916,000.00	(37,964,100.98)	165,951,899.02	195,903,000.00	(37,964,100.98)	(20,573,631.00)	20,573,631.00	157,938,899.02	4,509,788.23	10,440,860.12	19,817,169.77	23,027,023.05	57,794,841.17
Transportation and Delivery Expenses	5029904000	8,739,000.00	(686,435.61)	8,052,564.39	8,682,000.00	(686,435.61)	(485,601.00)	485,601.00	7,995,564.39	748,705.76	1,561,208.72	861,102.83	1,214,234.91	4,385,252.22
Rent/Lease Expenses	5029905000	232,577,000.00	6,262,421.39	238,839,421.39	229,214,000.00	6,262,421.39	(9,776,869.58)	9,776,869.58	235,476,421.39	15,463,376.85	131,533,905.32	15,041,819.52	21,044,523.97	183,083,625.66
Rents - Building and Structures	5029905001	194,019,000.00	(440,833.11)	193,578,166.89	190,656,000.00	(440,833.11)	(5,608,586.06)	5,608,586.06	190,215,166.89	11,974,459.45	125,347,178.14	9,846,821.92	14,214,406.43	161,382,865.94
Rents - Motor Vehicles	5029905003	29,598,000.00	3,119,020.86	32,717,020.86	29,598,000.00	3,119,020.86	(4,143,283.52)	4,143,283.52	32,717,020.86	1,460,620.00	3,938,133.50	3,869,139.00	4,706,133.18	13,974,025.68
Rents - Equipment	5029905004	8,710,000.00	3,584,233.64	12,294,233.64	8,710,000.00	3,584,233.64	(25,000.00)	25,000.00	12,294,233.64	2,028,297.40	2,248,593.68	1,325,858.60	2,123,984.36	7,726,734.04
Rents - ICT Machinery and Equipment	5029905008	250,000.00	0.00	250,000.00	250,000.00	0.00	0.00	0.00	250,000.00	0.00	0.00	0.00	0.00	0.00
Membership Dues and Contributions to Organizations	5029906000	1,831,000.00	741,019.51	2,572,019.51	1,831,000.00	741,019.51	0.00	0.00	2,572,019.51	193,250.00	391,500.00	0.00	193,250.00	778,000.00
Subscription Expenses	5029907000	12,030,000.00	2,030,606.30	14,060,606.30	11,970,000.00	2,030,606.30	(11,700.00)	11,700.00	14,000,606.30	273,398.35	632,657.28	179,824.15	2,307,564.33	3,393,444.11
ICT Software Subscription	5029907001	70,000.00	87,782.02	157,782.02	70,000.00	87,782.02	0.00	0.00	157,782.02	0.00	0.00	0.00	0.00	0.00
Data Center Service	5029907002	5,650,000.00	0.00	5,650,000.00	5,650,000.00	0.00	0.00	0.00	5,650,000.00	0.00	0.00	0.00	0.00	0.00
Other Subscription Expenses	5029907099	6,310,000.00	1,942,824.28	8,252,824.28	6,250,000.00	1,942,824.28	(11,700.00)	11,700.00	8,192,824.28	273,398.35	632,657.28	179,824.15	2,307,564.33	3,393,444.11
Donations	5029908000	2,083,000.00	439,035.25	2,522,035.25	2,083,000.00	439,035.25	0.00	0.00	2,522,035.25	142,000.00	959,336.00	500,000.00	455,000.00	2,056,336.00
Other Maintenance and Operating Expenses	5029999000	9,504,000.00	335,759.46	9,839,759.46	9,504,000.00	335,759.46	0.00	0.00	9,839,759.46	57,530.00	175,220.00	8,409.46	76,310.00	317,469.46
Other Maintenance and Operating Expenses	5029999099	9,504,000.00	165,259.46	9,669,259.46	9,504,000.00	165,259.46	0.00	0.00	9,669,259.46	57,130.00	175,120.00	8,309.46	76,310.00	316,869.46
Financial Expenditures		3,580,000.00	0.00	3,580,000.00	3,580,000.00	0.00	0.00	0.00	3,580,000.00	395,663.47	926,565.37	161,461.08	482,321.06	1,966,010.98
Financial Expenses		3,580,000.00	0.00	3,580,000.00	3,580,000.00	0.00	0.00	0.00	3,580,000.00	395,663.47	926,565.37	161,461.08	482,321.06	1,966,010.98

SUMMARY OF APPROPRIATIONS, ALLOTMENTS, OBLIGATIONS, DISBURSEMENTS AND BALANCES BY OBJECT OF EXPENDITURES

As at the Quarter Ending December 31, 2021

Department : Department of Tourism (DOT)
 Agency/Entity : Office of the Secretary
 Region : ALL
 Division : ALL
 Operating Unit : ALL
 Organization Code (UACS) : ALL
 Fund Cluster : 01 - Regular Agency Fund

(e.g. UACS Fund Cluster: 01-Regular Agency Fund, 02-Foreign Assisted Projects Fund, 03-Special Account-Locally Funded/Domestic Grants Fund, and 04-Special Account-Foreign Assisted/Foreign Grants Fund)

Particulars	UACS CODE	Appropriations			Allotments					Current Year Obligations				
		Authorized Appropriations	Adjustments (Transfer To/From, Modifications/ Augmentations)	Adjusted Appropriations	Allotments Received	Adjustments (Reductions, Modifications/ Augmentations)	Transfer To	Transfer From	Adjusted Total Allotments	1st Quarter Ending March 31	2nd Quarter Ending June 30	3rd Quarter Ending Sept. 30	4th Quarter Ending Dec. 31	TOTAL
1	2	3	4	5=(3+4)	6	7	8	9	10=[(6+(-)7)-8+9]	11	12	13	14	15=(11+12+13+14)
Bank Charges	5030104000	3,580,000.00	0.00	3,580,000.00	3,580,000.00	0.00	0.00	0.00	3,580,000.00	395,663.47	926,565.37	161,461.08	482,321.06	1,966,010.98
Capital Outlays		103,611,000.00	0.00	103,611,000.00	35,430,000.00	0.00	0.00	0.00	35,430,000.00	0.00	0.00	0.00	0.00	0.00
Property, Plant and Equipment Outlay		103,611,000.00	0.00	103,611,000.00	35,430,000.00	0.00	0.00	0.00	35,430,000.00	0.00	0.00	0.00	0.00	0.00
Buildings and Other Structures	5060404000	7,440,000.00	0.00	7,440,000.00	0.00	0.00	0.00	0.00	0.00	0.00	0.00	0.00	0.00	0.00
Buildings	5060404001	7,440,000.00	0.00	7,440,000.00	0.00	0.00	0.00	0.00	0.00	0.00	0.00	0.00	0.00	0.00
Machinery and Equipment Outlay	5060405000	23,651,000.00	0.00	23,651,000.00	2,575,000.00	0.00	0.00	0.00	2,575,000.00	0.00	0.00	0.00	0.00	0.00
Office Equipment	5060405002	14,075,000.00	0.00	14,075,000.00	2,575,000.00	0.00	0.00	0.00	2,575,000.00	0.00	0.00	0.00	0.00	0.00
Information and Communication Technology Equipment	5060405003	9,576,000.00	0.00	9,576,000.00	0.00	0.00	0.00	0.00	0.00	0.00	0.00	0.00	0.00	0.00
Transportation Equipment Outlay	5060406000	65,920,000.00	0.00	65,920,000.00	31,355,000.00	0.00	0.00	0.00	31,355,000.00	0.00	0.00	0.00	0.00	0.00
Motor Vehicles	5060406001	65,920,000.00	0.00	65,920,000.00	31,355,000.00	0.00	0.00	0.00	31,355,000.00	0.00	0.00	0.00	0.00	0.00
Furniture, Fixtures and Books Outlay	5060407000	6,600,000.00	0.00	6,600,000.00	1,500,000.00	0.00	0.00	0.00	1,500,000.00	0.00	0.00	0.00	0.00	0.00
Furniture and Fixtures	5060407001	6,600,000.00	0.00	6,600,000.00	1,500,000.00	0.00	0.00	0.00	1,500,000.00	0.00	0.00	0.00	0.00	0.00
II. Automatic Appropriations		37,744,000.00	0.00	37,744,000.00	37,744,000.00	0.00	(1,836,346.77)	1,836,346.77	37,744,000.00	8,039,828.86	9,508,164.87	10,130,179.24	9,125,450.71	36,803,623.68
Personal Services		37,744,000.00	0.00	37,744,000.00	37,744,000.00	0.00	(1,836,346.77)	1,836,346.77	37,744,000.00	8,039,828.86	9,508,164.87	10,130,179.24	9,125,450.71	36,803,623.68
Personnel Benefit Contributions		37,744,000.00	0.00	37,744,000.00	37,744,000.00	0.00	(1,836,346.77)	1,836,346.77	37,744,000.00	8,039,828.86	9,508,164.87	10,130,179.24	9,125,450.71	36,803,623.68
Retirement and Life Insurance Premiums	5010301000	37,744,000.00	0.00	37,744,000.00	37,744,000.00	0.00	(1,836,346.77)	1,836,346.77	37,744,000.00	8,039,828.86	9,508,164.87	10,130,179.24	9,125,450.71	36,803,623.68
III. Special Purpose Fund		0.00	12,565,953.00	12,565,953.00	0.00	12,565,953.00	(4,647,814.50)	4,647,814.50	12,565,953.00	0.00	0.00	11,339,027.72	514,738.98	11,853,766.70
Personal Services		0.00	12,565,953.00	12,565,953.00	0.00	12,565,953.00	(4,647,814.50)	4,647,814.50	12,565,953.00	0.00	0.00	11,339,027.72	514,738.98	11,853,766.70
Other Compensation		0.00	12,565,953.00	12,565,953.00	0.00	12,565,953.00	(4,647,814.50)	4,647,814.50	12,565,953.00	0.00	0.00	11,339,027.72	514,738.98	11,853,766.70
Other Bonuses and Allowances	5010299000	0.00	12,565,953.00	12,565,953.00	0.00	12,565,953.00	(4,647,814.50)	4,647,814.50	12,565,953.00	0.00	0.00	11,339,027.72	514,738.98	11,853,766.70
Performance Based Bonus - Civilian	5010299014	0.00	12,565,953.00	12,565,953.00	0.00	12,565,953.00	(4,647,814.50)	4,647,814.50	12,565,953.00	0.00	0.00	11,339,027.72	514,738.98	11,853,766.70
GRAND TOTAL		2,778,177,000.00	12,565,953.00	2,790,742,953.00	2,633,136,000.00	12,565,953.00	(211,912,829.17)	211,912,829.17	2,645,701,953.00	316,394,614.51	546,673,912.54	407,081,128.55	777,901,067.45	2,048,050,723.05

Department : Department of Tourism (D)
 Agency/Entity : Office of the Secretary
 Region : ALL
 Division : ALL
 Operating Unit : ALL
 Organization Code (UACS) : ALL
 Fund Cluster : 01 - Regular Agency Fund
 (e.g. UACS Fund Cluster:

X	Current Year Appropriations
	Supplemental Appropriations
	Continuing Appropriations

Particulars	UACS CODE	Current Year Disbursements					Balances				
		1st Quarter Ending March 31	2nd Quarter Ending June 30	3rd Quarter Ending Sept. 30	4th Quarter Ending Dec. 31	TOTAL	Unreleased Appropriations	Unobligated Allotments	Unpaid Obligations		
		16	17	18	19	20=(16+17+18+19)			21=(5-10)	22=(10-15)	Due and Demandable 23
01 - Regular Agency Fund		141,778,120.63	341,947,810.38	192,123,974.11	660,659,526.01	1,336,509,431.13	145,041,000.00	597,651,229.95	0.00	711,541,291.92	
I. Agency Specific Budget		137,386,038.50	334,210,860.12	172,382,492.93	648,058,421.11	1,292,037,812.66	145,041,000.00	595,998,667.33	0.00	707,355,520.01	
Personal Services		96,667,942.17	128,194,898.66	54,322,325.21	183,589,433.48	462,774,599.52	0.00	63,977,427.16	0.00	98,814,973.32	
Salaries and Wages		86,013,068.23	50,097,476.93	34,569,482.60	115,837,493.23	286,517,520.99	0.00	10,467,807.69	0.00	21,068,900.15	
Salaries and Wages - Regular	5010101000	86,013,068.23	50,097,476.93	34,569,482.60	115,837,493.23	286,517,520.99	0.00	10,467,807.69	0.00	21,068,900.15	
Basic Salary - Civilian	5010101001	86,013,068.23	50,097,476.93	34,569,482.60	115,837,493.23	286,517,520.99	0.00	10,467,807.69	0.00	21,068,900.15	
Salaries and Wages - Casual/Contractual	5010102000	0.00	0.00	0.00	0.00	0.00	0.00	0.00	0.00	0.00	
Other Compensation		9,391,285.59	76,954,721.29	9,250,147.19	53,387,507.34	148,983,661.41	0.00	70,635,128.92	0.00	53,768,325.86	
Personal Economic Relief Allowance (PERA)	5010201000	3,583,845.45	2,756,628.05	3,200,497.94	2,596,277.22	12,137,248.66	0.00	755,608.69	0.00	668,029.32	
PERA - Civilian	5010201001	3,583,845.45	2,756,628.05	3,200,497.94	2,596,277.22	12,137,248.66	0.00	755,608.69	0.00	668,029.32	
Representation Allowance (RA)	5010202000	1,771,250.00	1,395,250.00	1,700,750.00	1,363,250.00	6,230,500.00	0.00	667,911.42	0.00	464,250.00	
Transportation Allowance (TA)	5010203000	1,090,500.00	922,250.00	1,185,250.00	966,818.16	4,164,818.16	0.00	838,867.00	0.00	290,500.00	
Transportation Allowance (TA)	5010203001	1,090,500.00	922,250.00	1,185,250.00	966,818.16	4,164,818.16	0.00	838,867.00	0.00	290,500.00	
Clothing/Uniform Allowance	5010204000	2,724,000.00	264,000.00	42,000.00	138,000.00	3,168,000.00	0.00	247,798.14	0.00	0.00	
Clothing/Uniform Allowance - Civilian	5010204001	2,724,000.00	264,000.00	42,000.00	138,000.00	3,168,000.00	0.00	247,798.14	0.00	0.00	
Overseas Allowance (OA)	5010209000	0.00	47,358,460.80	83,703.36	2,373,894.96	49,816,059.12	0.00	60,991,631.38	0.00	51,576,999.64	
Overseas Allowance - Civilian	5010209001	0.00	47,358,460.80	83,703.36	2,373,894.96	49,816,059.12	0.00	60,991,631.38	0.00	51,576,999.64	
Hazard Pay (HP)	5010211000	0.00	0.00	345,312.50	752,289.59	1,097,602.09	0.00	324,000.00	0.00	56,500.00	
Hazard Pay	5010211001	0.00	0.00	324,000.00	6,500.00	330,500.00	0.00	0.00	0.00	0.00	
Hazard Duty Pay - Civilian	5010211002	0.00	0.00	21,312.50	745,789.59	767,102.09	0.00	324,000.00	0.00	56,500.00	
Overtime and Night Pay	5010213000	221,690.14	65,578.24	61,249.49	534,298.46	882,816.33	0.00	158,104.96	0.00	214,252.50	
Overtime Pay	5010213001	221,690.14	65,578.24	61,249.49	534,298.46	882,816.33	0.00	158,104.96	0.00	214,252.50	
Year End Bonus	5010214000	0.00	0.00	1,682,643.00	24,850,165.95	26,532,808.95	0.00	932,752.92	0.00	105,162.50	
Bonus - Civilian	5010214001	0.00	0.00	1,682,643.00	24,850,165.95	26,532,808.95	0.00	932,752.92	0.00	105,162.50	
Cash Gift	5010215000	0.00	0.00	180,000.00	2,525,500.00	2,705,500.00	0.00	152,023.18	0.00	8,500.00	
Cash Gift - Civilian	5010215001	0.00	0.00	180,000.00	2,525,500.00	2,705,500.00	0.00	152,023.18	0.00	8,500.00	
Mid-Year Bonus - Civilian	5010216000	0.00	24,192,554.20	723,740.90	109,388.00	25,025,683.10	0.00	594,280.42	0.00	196,131.90	
Mid-Year Bonus - Civilian	5010216001	0.00	24,192,554.20	723,740.90	109,388.00	25,025,683.10	0.00	594,280.42	0.00	196,131.90	

Department : Department of Tourism (D)
 Agency/Entity : Office of the Secretary
 Region : ALL
 Division : ALL
 Operating Unit : ALL
 Organization Code (UACS) : ALL
 Fund Cluster : 01 - Regular Agency Fund
 (e.g. UACS Fund Cluster:

X	Current Year Appropriations
	Supplemental Appropriations
	Continuing Appropriations

Particulars	UACS CODE	Current Year Disbursements					Balances			
		1st Quarter Ending March 31	2nd Quarter Ending June 30	3rd Quarter Ending Sept. 30	4th Quarter Ending Dec. 31	TOTAL	Unreleased Appropriations	Unobligated Allotments	Unpaid Obligations	
		16	17	18	19	20=(16+17+18+19)			21=(5-10)	22=(10-15)
Other Bonuses and Allowances	5010299000	0.00	0.00	45,000.00	17,177,625.00	17,222,625.00	0.00	4,972,150.81	0.00	188,000.00
Collective Negotiation Agreement Incentive - Civilian	5010299011	0.00	0.00	0.00	14,469,125.00	14,469,125.00	0.00	(191,125.00)	0.00	179,500.00
Productivity Enhancement Incentive - Civilian	5010299012	0.00	0.00	45,000.00	2,708,500.00	2,753,500.00	0.00	4,505,373.81	0.00	8,500.00
Performance Based Bonus - Civilian	5010299014	0.00	0.00	0.00	0.00	0.00	0.00	0.00	0.00	0.00
Mid-Year Bonus - Civilian	5010299036	0.00	0.00	0.00	0.00	0.00	0.00	657,902.00	0.00	0.00
Personnel Benefit Contributions		1,028,423.07	917,555.61	1,003,548.44	1,727,460.66	4,676,987.78	0.00	(23,945.54)	0.00	295,870.01
Pag-IBIG Contributions	5010302000	147,750.00	146,204.66	137,177.27	218,000.00	649,131.93	0.00	19,200.00	0.00	2,500.00
Pag-IBIG - Civilian	5010302001	147,750.00	146,204.66	137,177.27	218,000.00	649,131.93	0.00	19,200.00	0.00	2,500.00
PhilHealth Contributions	5010303000	796,573.07	632,927.18	781,677.49	1,252,165.21	3,463,342.95	0.00	(63,845.54)	0.00	197,670.01
PhilHealth - Civilian	5010303001	796,573.07	632,927.18	781,677.49	1,252,165.21	3,463,342.95	0.00	(63,845.54)	0.00	197,670.01
Employees Compensation Insurance Premiums (ECIP)	5010304000	84,100.00	138,423.77	84,693.68	257,295.45	564,512.90	0.00	20,700.00	0.00	95,700.00
ECIP - Civilian	5010304001	84,100.00	138,423.77	84,693.68	257,295.45	564,512.90	0.00	20,700.00	0.00	95,700.00
Other Personnel Benefits		235,165.28	225,144.83	9,499,146.98	12,636,972.25	22,596,429.34	0.00	(17,101,563.91)	0.00	23,681,877.30
Terminal Leave Benefits	5010403000	0.00	0.00	9,054,116.41	6,557,883.14	15,611,999.55	0.00	(13,511,266.24)	0.00	15,674,751.43
Terminal Leave Benefits - Civilian	5010403001	0.00	0.00	9,054,116.41	6,557,883.14	15,611,999.55	0.00	(13,511,266.24)	0.00	15,674,751.43
Other Personnel Benefits	5010499000	235,165.28	225,144.83	445,030.57	6,079,089.11	6,984,429.79	0.00	(3,590,297.67)	0.00	8,007,125.87
Lump-sum for Step Increments - Length of Service	5010499010	33,200.73	1,032.68	33,856.35	222,327.36	290,417.12	0.00	338,067.18	0.00	119,467.01
Loyalty Award - Civilian	5010499015	0.00	0.00	115,000.00	90,000.00	205,000.00	0.00	15,000.00	0.00	35,000.00
Other Personnel Benefits	5010499099	201,964.55	224,112.15	296,174.22	5,766,761.75	6,489,012.67	0.00	(3,943,364.85)	0.00	7,852,658.86
Maintenance and Other Operating Expenses		40,718,096.33	205,318,014.99	118,060,167.72	463,872,648.18	827,968,927.22	76,860,000.00	494,977,251.15	0.00	607,868,821.63
Traveling Expenses		816,479.60	6,109,615.26	2,147,361.37	11,389,846.28	20,463,302.51	4,658,000.00	95,671,632.32	0.00	7,836,788.51
Traveling Expenses - Local	5020101000	816,479.60	3,462,629.21	2,147,361.37	5,313,156.23	11,739,626.41	4,658,000.00	35,390,995.25	0.00	3,029,871.03
Traveling Expenses - Foreign	5020102000	0.00	2,646,986.05	0.00	6,076,690.05	8,723,676.10	0.00	60,280,637.07	0.00	4,806,917.48
Training and Scholarship Expenses		847,227.39	9,143,491.33	24,230,092.18	30,606,829.93	64,827,640.83	5,026,000.00	38,376,628.45	0.00	7,095,277.05
Training Expenses	5020201000	847,227.39	9,143,491.33	24,230,092.18	30,606,829.93	64,827,640.83	5,026,000.00	36,376,628.45	0.00	7,095,277.05
Training Expenses	5020201002	847,227.39	9,143,491.33	24,230,092.18	30,606,829.93	64,827,640.83	5,026,000.00	36,376,628.45	0.00	7,095,277.05
Scholarship Grants/Expenses	5020202000	0.00	0.00	0.00	0.00	0.00	0.00	2,000,000.00	0.00	0.00

Department : Department of Tourism (D)
 Agency/Entity : Office of the Secretary
 Region : ALL
 Division : ALL
 Operating Unit : ALL
 Organization Code (UACS) : ALL
 Fund Cluster : 01 - Regular Agency Fund
 (e.g. UACS Fund Cluster:

X	Current Year Appropriations
	Supplemental Appropriations
	Continuing Appropriations

Particulars	UACS CODE	Current Year Disbursements					Balances			
		1st Quarter Ending March 31	2nd Quarter Ending June 30	3rd Quarter Ending Sept. 30	4th Quarter Ending Dec. 31	TOTAL	Unreleased Appropriations	Unobligated Allotments	Unpaid Obligations	
		16	17	18	19	20=(16+17+18+19)			21=(5-10)	22=(10-15)
1	2	16	17	18	19	20=(16+17+18+19)	21=(5-10)	22=(10-15)	23	24
Supplies and Materials Expenses		2,271,473.98	10,119,079.07	7,850,968.06	15,584,063.68	35,825,584.79	4,596,000.00	35,538,606.46	0.00	18,115,529.64
Office Supplies Expenses	5020301000	568,385.34	3,332,076.29	2,010,044.02	2,528,901.83	8,439,407.48	0.00	13,070,021.01	0.00	2,175,971.18
ICT Office Supplies	5020301001	0.00	0.00	0.00	0.00	0.00	0.00	50,000.00	0.00	0.00
Office Supplies Expenses	5020301002	568,385.34	3,332,076.29	2,010,044.02	2,528,901.83	8,439,407.48	0.00	13,020,021.01	0.00	2,175,971.18
Accountable Forms Expenses	5020302000	6,480.00	800.00	16,000.00	6,400.00	29,680.00	0.00	464,827.35	0.00	50,605.00
Drugs and Medicines Expenses	5020307000	8,400.00	34,841.65	7,200.00	323,990.00	374,431.65	0.00	538,123.19	0.00	0.00
Medical, Dental and Laboratory Supplies Expenses	5020308000	0.00	0.00	0.00	711,358.25	711,358.25	0.00	3,524,727.69	0.00	3,449,305.65
Fuel, Oil and Lubricants Expenses	5020309000	1,074,936.63	1,814,671.85	1,816,787.96	2,922,484.22	7,628,880.66	0.00	1,810,401.58	0.00	1,999,153.53
Textbooks and Instructional Materials Expenses	5020311000	0.00	113,000.00	0.00	56,500.00	169,500.00	0.00	61,600.00	0.00	56,500.00
Textbooks and Instructional Materials Expenses	5020311001	0.00	113,000.00	0.00	56,500.00	169,500.00	0.00	61,600.00	0.00	56,500.00
Semi-Expendable Machinery and Equipment	5020321000	31,144.00	334,486.65	392,017.34	329,671.81	1,087,319.80	0.00	233,942.81	0.00	304,627.00
Expenses	5020321000	31,144.00	334,486.65	392,017.34	329,671.81	1,087,319.80	0.00	233,942.81	0.00	304,627.00
Semi-Expendable Machinery and Equipment Expenses	5020321000	0.00	0.00	0.00	0.00	0.00	0.00	85,265.00	0.00	0.00
Machinery	5020321001	0.00	0.00	0.00	77,833.95	77,833.95	0.00	166.05	0.00	0.00
Office Equipment	5020321002	4,294.00	85,651.45	109,550.25	41,705.00	241,200.70	0.00	(118,390.74)	0.00	47,740.00
Information and Communications Technology Equipment	5020321003	26,850.00	248,835.20	282,467.09	90,499.36	648,651.65	0.00	98,183.55	0.00	256,887.00
Semi-Expendable Furniture, Fixtures and Books Expenses	5020322000	0.00	8,850.00	24,195.00	0.00	33,045.00	0.00	115,000.00	0.00	7,500.00
Semi-Expendable Furniture, Fixtures and Books Expenses	5020322000	0.00	0.00	0.00	0.00	33,045.00	0.00	0.00	0.00	0.00
Furniture and Fixtures	5020322001	0.00	0.00	0.00	0.00	0.00	0.00	115,000.00	0.00	0.00
Other Supplies and Materials Expenses	5020399000	582,128.01	4,480,352.63	3,584,723.74	8,704,757.57	17,351,961.95	4,596,000.00	15,719,962.83	0.00	10,071,867.28
Utility Expenses		1,912,148.24	5,943,000.98	1,764,419.20	6,612,189.21	16,231,757.63	11,000.00	8,530,500.49	0.00	1,764,962.54
Water Expenses	5020401000	110,986.10	2,199,902.36	146,772.91	1,305,893.05	3,763,554.42	11,000.00	709,285.54	0.00	1,239,626.05
Electricity Expenses	5020402000	1,801,162.14	3,743,098.62	1,617,646.29	5,306,296.16	12,468,203.21	0.00	7,821,214.95	0.00	525,336.49
Communication Expenses		1,532,158.40	4,839,062.52	2,402,008.10	5,286,028.39	14,059,257.41	190,000.00	16,281,796.37	0.00	15,005,043.10
Postage and Courier Services	5020501000	45,535.33	1,086,811.35	142,956.73	1,082,590.89	2,357,894.30	0.00	2,257,570.78	0.00	876,469.32
Telephone Expenses	5020502000	1,180,911.36	2,848,483.39	1,719,351.58	2,948,340.58	8,697,086.91	190,000.00	7,268,609.01	0.00	1,827,335.95
Mobile	5020502001	340,020.32	1,277,799.04	499,367.43	1,589,170.98	3,706,357.77	190,000.00	6,243,227.57	0.00	977,240.52

Department : Department of Tourism (D)
 Agency/Entity : Office of the Secretary
 Region : ALL
 Division : ALL
 Operating Unit : ALL
 Organization Code (UACS) : ALL
 Fund Cluster : 01 - Regular Agency Fund
 (e.g. UACS Fund Cluster:

X	Current Year Appropriations
	Supplemental Appropriations
	Continuing Appropriations

Particulars	UACS CODE	Current Year Disbursements					Balances			
		1st Quarter Ending March 31	2nd Quarter Ending June 30	3rd Quarter Ending Sept. 30	4th Quarter Ending Dec. 31	TOTAL	Unreleased Appropriations	Unobligated Allotments	Unpaid Obligations	
		16	17	18	19	20=(16+17+18+19)			21=(5-10)	22=(10-15)
Landline	5020502002	840,891.04	1,570,684.35	1,219,984.15	1,359,169.60	4,990,729.14	0.00	1,025,381.44	0.00	850,095.43
Internet Subscription Expenses	5020503000	294,995.08	748,908.78	533,465.79	1,043,285.80	2,620,655.45	0.00	6,645,666.58	0.00	12,061,206.58
Cable, Satellite, Telegraph and Radio Expenses	5020504000	10,716.63	154,859.00	6,234.00	211,811.12	383,620.75	0.00	109,950.00	0.00	240,031.25
Awards/Rewards and Prizes		209,000.00	100,000.00	0.00	186,497.75	495,497.75	0.00	1,116,600.54	0.00	0.00
Awards/Rewards Expenses	5020601000	0.00	0.00	0.00	0.00	0.00	0.00	110,000.00	0.00	0.00
Awards/Rewards Expenses	5020601001	0.00	0.00	0.00	0.00	0.00	0.00	110,000.00	0.00	0.00
Prizes	5020602000	209,000.00	100,000.00	0.00	186,497.75	495,497.75	0.00	1,006,600.54	0.00	0.00
Confidential, Intelligence and Extraordinary Expenses		661,916.10	1,095,349.69	831,081.64	1,960,211.83	4,548,559.26	0.00	652,554.81	0.00	604,681.21
Extraordinary and Miscellaneous Expenses	5021003000	661,916.10	1,095,349.69	831,081.64	1,960,211.83	4,548,559.26	0.00	652,554.81	0.00	604,681.21
Professional Services		19,846,143.81	66,518,496.28	34,871,886.37	231,468,805.20	352,705,331.66	27,298,000.00	46,666,532.15	0.00	468,734,321.69
Legal Services	5021101000	15,558.25	146,520.00	28,250.00	74,350.00	264,678.25	0.00	123,711.75	0.00	62,350.00
Auditing Services	5021102000	10,203.47	3,156.16	6,312.32	4,734.24	24,406.19	0.00	534,871.33	0.00	14,803.08
Consultancy Services	5021103000	0.00	915,650.00	1,993,750.00	133,114,453.76	136,023,853.76	0.00	2,307,543.83	0.00	334,598,678.97
ICT Consultancy Services	5021103001	0.00	0.00	0.00	0.00	0.00	0.00	11,143,520.55	0.00	0.00
Consultancy Services	5021103002	0.00	915,650.00	1,993,750.00	133,114,453.76	136,023,853.76	0.00	(8,835,976.72)	0.00	334,598,678.97
Other Professional Services	5021199000	19,820,382.09	65,453,170.12	32,843,574.05	98,275,267.20	216,392,393.46	27,298,000.00	43,700,405.24	0.00	134,058,489.64
General Services		3,091,356.98	8,878,272.56	3,768,880.96	6,300,626.03	22,039,136.53	0.00	(30,032.46)	0.00	9,378,684.38
Janitorial Services	5021202000	745,961.89	3,390,641.75	148,514.27	(1,582,295.03)	2,702,822.88	0.00	459,097.84	0.00	6,255,147.19
Security Services	5021203000	1,711,298.08	3,583,824.80	1,830,412.16	6,069,800.10	13,195,335.14	0.00	243,306.05	0.00	2,951,175.69
Other General Services	5021299000	634,097.01	1,903,806.01	1,789,954.53	1,813,120.96	6,140,978.51	0.00	(732,436.35)	0.00	172,361.50
Other General Services	5021299099	634,097.01	1,903,806.01	1,789,954.53	1,813,120.96	6,140,978.51	0.00	(732,436.35)	0.00	172,361.50
Repairs and Maintenance		794,553.82	1,746,729.04	660,110.70	1,696,669.31	4,898,062.87	140,000.00	5,218,244.48	0.00	1,109,849.60
Repairs and Maintenance - Buildings and Other Structures	5021304000	12,137.68	5,139.32	23,605.75	476.25	41,359.00	140,000.00	91,138.25	0.00	19,000.00
Buildings	5021304001	12,137.68	5,139.32	23,605.75	476.25	41,359.00	140,000.00	52,138.25	0.00	19,000.00
Other Structures	5021304099	0.00	0.00	0.00	0.00	0.00	0.00	39,000.00	0.00	0.00
Repairs and Maintenance - Machinery and Equipment	5021305000	83,976.52	174,766.40	41,782.10	43,618.95	344,143.97	0.00	4,805,737.43	0.00	12,816.05
Machinery	5021305001	450.00	13,815.00	0.00	705.00	14,970.00	0.00	45,335.00	0.00	0.00

Department : Department of Tourism (D)
 Agency/Entity : Office of the Secretary
 Region : ALL
 Division : ALL
 Operating Unit : ALL
 Organization Code (UACS) : ALL
 Fund Cluster : 01 - Regular Agency Fund
 (e.g. UACS Fund Cluster:

X	Current Year Appropriations
	Supplemental Appropriations
	Continuing Appropriations

Particulars	UACS CODE	Current Year Disbursements					Balances			
		1st Quarter Ending March 31	2nd Quarter Ending June 30	3rd Quarter Ending Sept. 30	4th Quarter Ending Dec. 31	TOTAL	Unreleased Appropriations	Unobligated Allotments	Unpaid Obligations	
		16	17	18	19	20=(16+17+18+19)			21=(5-10)	22=(10-15)
1	2	16	17	18	19	20=(16+17+18+19)	21=(5-10)	22=(10-15)	23	24
Office Equipment	5021305002	77,576.52	151,621.40	33,632.10	29,213.95	292,043.97	0.00	2,242,794.48	0.00	12,816.05
Information and Communication Technology	5021305003	5,950.00	9,330.00	8,150.00	13,700.00	37,130.00	0.00	2,492,607.95	0.00	0.00
Equipment	5021305003	5,950.00	9,330.00	8,150.00	13,700.00	37,130.00	0.00	2,492,607.95	0.00	0.00
Printing Equipment	5021305012	0.00	0.00	0.00	0.00	0.00	0.00	25,000.00	0.00	0.00
Other Machinery and Equipment	5021305099	0.00	0.00	0.00	0.00	0.00	0.00	0.00	0.00	0.00
Repairs and Maintenance - Transportation Equipment	5021306000	528,583.64	818,373.32	491,139.88	1,197,304.86	3,035,401.70	0.00	70,357.86	0.00	666,418.53
Motor Vehicles	5021306001	528,583.64	818,373.32	491,139.88	1,197,304.86	3,035,401.70	0.00	10,697.86	0.00	666,418.53
Other Transportation Equipment	5021306099	0.00	0.00	0.00	0.00	0.00	0.00	59,660.00	0.00	0.00
Repairs and Maintenance - Furniture and Fixtures	5021307000	169,855.98	520,450.00	74,815.25	340,109.25	1,105,230.48	0.00	129,604.91	0.00	307,165.02
Repairs and Maintenance - Leased Assets	5021308000	0.00	0.00	28,267.72	0.00	28,267.72	0.00	0.00	0.00	0.00
Buildings and Other Structures	5021308001	0.00	0.00	28,267.72	0.00	28,267.72	0.00	0.00	0.00	0.00
Repairs and Maintenance - Leased Assets Improvements	5021309000	0.00	77,500.00	0.00	38,750.00	116,250.00	0.00	36,000.00	0.00	44,900.00
Other Leased Assets Improvements	5021309099	0.00	77,500.00	0.00	38,750.00	116,250.00	0.00	36,000.00	0.00	44,900.00
Repairs and Maintenance - Semi-Expendable Machinery and Equipment	5021321000	0.00	3,400.00	500.00	4,860.00	8,760.00	0.00	67,673.75	0.00	0.00
Repairs and Maintenance - Semi-Expendable Machinery and Equipment	5021321000	0.00	0.00	0.00	0.00	0.00	0.00	20,020.00	0.00	0.00
Office Equipment	5021321002	0.00	3,400.00	500.00	4,860.00	8,760.00	0.00	41,740.00	0.00	0.00
Repairs and Maintenance - Semi-Expendable Furniture, Fixtures and Books	5021322000	0.00	0.00	0.00	12,000.00	12,000.00	0.00	17,732.28	0.00	0.00
Repairs and Maintenance - Semi-Expendable Furniture, Fixtures and Books	5021322000	0.00	0.00	0.00	12,000.00	12,000.00	0.00	0.00	0.00	0.00
Furniture and Fixtures	5021322001	0.00	0.00	0.00	0.00	0.00	0.00	17,732.28	0.00	0.00
Repairs and Maintenance - Other Property, Plant and Equipment	5021399000	0.00	147,100.00	0.00	59,550.00	206,650.00	0.00	0.00	0.00	59,550.00
Other Property, Plant and Equipment	5021399099	0.00	147,100.00	0.00	59,550.00	206,650.00	0.00	0.00	0.00	59,550.00
Financial Assistance/Subsidy		50,000.00	220,400.00	6,236,600.00	463,750.00	6,970,750.00	1,885,000.00	4,251,681.75	0.00	484,400.00
Financial Assistance to NGAs	5021402000	0.00	0.00	0.00	0.00	0.00	0.00	700,000.00	0.00	0.00
Financial Assistance to Local Government Units	5021403000	0.00	0.00	1,676,600.00	0.00	1,676,600.00	0.00	1,319,401.75	0.00	0.00
Financial Assistance to Local Government Units	5021403000	0.00	0.00	0.00	0.00	0.00	0.00	250,000.00	0.00	0.00
Budgetary Support to Government-Owned and/or Controlled Corporations	5021404000	0.00	0.00	0.00	0.00	0.00	0.00	10,000.00	0.00	0.00

Department : Department of Tourism (D)
 Agency/Entity : Office of the Secretary
 Region : ALL
 Division : ALL
 Operating Unit : ALL
 Organization Code (UACS) : ALL
 Fund Cluster : 01 - Regular Agency Fund
 (e.g. UACS Fund Cluster:

X	Current Year Appropriations
	Supplemental Appropriations
	Continuing Appropriations

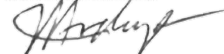
Particulars	UACS CODE	Current Year Disbursements					Balances				
		1st Quarter Ending March 31	2nd Quarter Ending June 30	3rd Quarter Ending Sept. 30	4th Quarter Ending Dec. 31	TOTAL	Unreleased Appropriations	Unobligated Allotments	Unpaid Obligations		
		16	17	18	19	20=(16+17+18+19)			21=(5-10)	22=(10-15)	Due and Demandable
1	2	16	17	18	19	20=(16+17+18+19)	21=(5-10)	22=(10-15)	23	24	
Subsidy Support to Operations of GOCCs	5021404001	0.00	0.00	0.00	0.00	0.00	0.00	10,000.00	0.00	0.00	
Financial Assistance to NGOs/POs	5021405000	50,000.00	152,400.00	110,000.00	359,750.00	672,150.00	0.00	1,212,280.00	0.00	450,400.00	
Subsidies - Others	5021499000	0.00	68,000.00	4,450,000.00	104,000.00	4,622,000.00	1,885,000.00	1,010,000.00	0.00	34,000.00	
Taxes, Insurance Premiums and Other Fees		1,943,619.21	838,670.99	496,808.51	1,001,979.88	4,281,078.59	4,391,000.00	2,300,246.16	0.00	115,657.44	
Taxes, Duties and Licenses	5021501000	13,066.24	111,496.24	17,843.42	90,441.87	232,847.77	4,391,000.00	807,245.73	0.00	13,198.69	
Taxes, Duties and Licenses	5021501001	13,066.24	111,496.24	17,843.42	90,441.87	232,847.77	4,391,000.00	807,245.73	0.00	13,198.69	
Fidelity Bond Premiums	5021502000	1,409,647.75	360,431.04	324,786.00	388,498.00	2,483,362.79	0.00	1,344,446.00	0.00	97,041.25	
Insurance Expenses	5021503000	520,905.22	366,743.71	154,179.09	523,040.01	1,564,868.03	0.00	148,554.43	0.00	5,417.50	
Other Maintenance and Operating Expenses		6,742,018.80	89,765,847.27	32,799,950.63	151,315,150.69	280,622,967.39	28,665,000.00	240,402,259.63	0.00	77,623,626.47	
Advertising Expenses	5029901000	246,428.92	8,883,274.00	843,029.73	45,803,556.75	55,776,289.40	15,777,000.00	47,997,929.95	0.00	39,984,229.66	
Printing and Publication Expenses	5029902000	9,436.44	2,076,697.06	2,214,010.00	2,223,215.94	6,523,359.44	1,395,000.00	13,867,992.98	0.00	4,153,746.74	
Representation Expenses	5029903000	2,625,656.87	9,266,889.20	17,842,688.14	15,683,606.45	45,418,840.66	8,013,000.00	100,144,057.85	0.00	12,376,000.51	
Transportation and Delivery Expenses	5029904000	75,305.76	980,762.33	752,365.33	1,218,896.89	3,027,330.31	57,000.00	3,610,312.17	0.00	1,357,921.91	
Rent/Lease Expenses	5029905000	3,687,334.77	66,580,349.93	10,448,645.69	85,400,213.85	166,116,544.24	3,363,000.00	52,392,795.73	0.00	16,967,081.42	
Rents - Building and Structures	5029905001	2,657,447.37	61,330,831.08	7,019,806.34	77,999,201.00	149,007,285.79	3,363,000.00	28,832,300.95	0.00	12,375,580.15	
Rents - Motor Vehicles	5029905003	1,023,170.00	3,725,025.75	3,354,060.75	3,958,325.18	12,060,581.68	0.00	18,742,995.18	0.00	1,913,444.00	
Rents - Equipment	5029905004	6,717.40	1,524,493.10	74,778.60	3,442,687.67	5,048,676.77	0.00	4,567,499.60	0.00	2,678,057.27	
Rents - ICT Machinery and Equipment	5029905008	0.00	0.00	0.00	0.00	0.00	0.00	250,000.00	0.00	0.00	
Membership Dues and Contributions to Organizations	5029906000	0.00	307,250.00	0.00	220,750.00	528,000.00	0.00	1,794,019.51	0.00	250,000.00	
Subscription Expenses	5029907000	88,326.04	639,104.75	162,766.28	388,600.81	1,278,797.88	60,000.00	10,607,162.19	0.00	2,114,646.23	
ICT Software Subscription	5029907001	0.00	0.00	0.00	0.00	0.00	0.00	157,782.02	0.00	0.00	
Data Center Service	5029907002	0.00	0.00	0.00	0.00	0.00	0.00	5,650,000.00	0.00	0.00	
Other Subscription Expenses	5029907099	88,326.04	639,104.75	162,766.28	388,600.81	1,278,797.88	60,000.00	4,799,380.17	0.00	2,114,646.23	
Donations	5029908000	2,000.00	858,200.00	526,136.00	350,000.00	1,736,336.00	0.00	465,699.25	0.00	320,000.00	
Other Maintenance and Operating Expenses	5029999000	7,530.00	173,320.00	10,309.46	26,310.00	217,469.46	0.00	9,522,290.00	0.00	100,000.00	
Other Maintenance and Operating Expenses	5029999099	7,130.00	173,220.00	10,209.46	26,310.00	216,869.46	0.00	9,352,390.00	0.00	100,000.00	
Financial Expenditures		0.00	697,946.47	0.00	596,339.45	1,294,285.92	0.00	1,613,989.02	0.00	671,725.06	
Financial Expenses		0.00	697,946.47	0.00	596,339.45	1,294,285.92	0.00	1,613,989.02	0.00	671,725.06	

Department : Department of Tourism (D)
 Agency/Entity : Office of the Secretary
 Region : ALL
 Division : ALL
 Operating Unit : ALL
 Organization Code (UACS) : ALL
 Fund Cluster : 01 - Regular Agency Fund
 (e.g. UACS Fund Cluster:

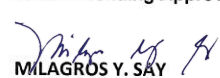
X	Current Year Appropriations
	Supplemental Appropriations
	Continuing Appropriations

Particulars	UACS CODE	Current Year Disbursements					Balances			
		1st Quarter Ending March 31	2nd Quarter Ending June 30	3rd Quarter Ending Sept. 30	4th Quarter Ending Dec. 31	TOTAL	Unreleased Appropriations	Unobligated Allotments	Unpaid Obligations	
		16	17	18	19	20=(16+17+18+19)	21=(5-10)	22=(10-15)	Due and Demandable	Not Yet Due and Demandable
1	2	16	17	18	19	20=(16+17+18+19)	21=(5-10)	22=(10-15)	23	24
Bank Charges	5030104000	0.00	697,946.47	0.00	596,339.45	1,294,285.92	0.00	1,613,989.02	0.00	671,725.06
Capital Outlays		0.00	0.00	0.00	0.00	0.00	68,181,000.00	35,430,000.00	0.00	0.00
Property, Plant and Equipment Outlay		0.00	0.00	0.00	0.00	0.00	68,181,000.00	35,430,000.00	0.00	0.00
Buildings and Other Structures	5060404000	0.00	0.00	0.00	0.00	0.00	7,440,000.00	0.00	0.00	0.00
Buildings	5060404001	0.00	0.00	0.00	0.00	0.00	7,440,000.00	0.00	0.00	0.00
Machinery and Equipment Outlay	5060405000	0.00	0.00	0.00	0.00	0.00	21,076,000.00	2,575,000.00	0.00	0.00
Office Equipment	5060405002	0.00	0.00	0.00	0.00	0.00	11,500,000.00	2,575,000.00	0.00	0.00
Information and Communication Technology Equipment	5060405003	0.00	0.00	0.00	0.00	0.00	9,576,000.00	0.00	0.00	0.00
Transportation Equipment Outlay	5060406000	0.00	0.00	0.00	0.00	0.00	34,565,000.00	31,355,000.00	0.00	0.00
Motor Vehicles	5060406001	0.00	0.00	0.00	0.00	0.00	34,565,000.00	31,355,000.00	0.00	0.00
Furniture, Fixtures and Books Outlay	5060407000	0.00	0.00	0.00	0.00	0.00	5,100,000.00	1,500,000.00	0.00	0.00
Furniture and Fixtures	5060407001	0.00	0.00	0.00	0.00	0.00	5,100,000.00	1,500,000.00	0.00	0.00
II. Automatic Appropriations		4,392,082.13	7,736,950.26	8,402,453.46	12,540,808.25	33,072,294.10	0.00	940,376.32	0.00	3,731,329.58
Personal Services		4,392,082.13	7,736,950.26	8,402,453.46	12,540,808.25	33,072,294.10	0.00	940,376.32	0.00	3,731,329.58
Personnel Benefit Contributions		4,392,082.13	7,736,950.26	8,402,453.46	12,540,808.25	33,072,294.10	0.00	940,376.32	0.00	3,731,329.58
Retirement and Life Insurance Premiums	5010301000	4,392,082.13	7,736,950.26	8,402,453.46	12,540,808.25	33,072,294.10	0.00	940,376.32	0.00	3,731,329.58
III. Special Purpose Fund		0.00	0.00	11,339,027.72	60,296.65	11,399,324.37	0.00	712,186.30	0.00	454,442.33
Personal Services		0.00	0.00	11,339,027.72	60,296.65	11,399,324.37	0.00	712,186.30	0.00	454,442.33
Other Compensation		0.00	0.00	11,339,027.72	60,296.65	11,399,324.37	0.00	712,186.30	0.00	454,442.33
Other Bonuses and Allowances	5010299000	0.00	0.00	11,339,027.72	60,296.65	11,399,324.37	0.00	712,186.30	0.00	454,442.33
Performance Based Bonus - Civilian	5010299014	0.00	0.00	11,339,027.72	60,296.65	11,399,324.37	0.00	712,186.30	0.00	454,442.33
GRAND TOTAL		141,778,120.63	341,947,810.38	192,123,974.11	660,659,526.01	1,336,509,431.13	145,041,000.00	597,651,229.95	0.00	711,541,291.92

Certified Correct:


JOSEPHINE G. ANDAYA
 Chief, Budget Division

Recommending Approval:


MLAGROS Y. SAY
 OIC-ASEC. For Admin and Finance

Approved By:


BERNADETTE ROMULO-PUYAT
 Secretary



LIST OF ALLOTMENTS AND SUB-ALLOTMENTS

As at the quarter ending December 31, 2021

Department: Department of Tourism (DOT)
 Agency: Office of the Secretary
 Operating Unit: ALL
 Organization Code (UACS): ALL

(e.g. UACS Fund Cluster: 01-Regular Agency Fund, 02-Foreign Assisted Projects Fund, 03-Special Account-Locally Funded/Domestic Grants Fund, and 04-Special Account-Foreign Assisted/Foreign Grants Fund)

X	Current year
	Supplemental
	Appropriations
	Continuing Appropriations

Allotments/Sub-Allotments Reference			Funding Source		Allotments/Sub-Allotments received from CO/ROs/OUs					Sub-Allotments to ROs/OUs					Total Allotments/Net of Sub-allotments				
No.	Number	Date	Description	UACS Code	PS	MOOE	FinEx	CO	Sub-Total	PS	MOOE	FinEx	CO	TOTAL	PS	MOOE	FinEx	CO	TOTAL
1	2	3	4	5	6	7	8	9	10=(6+7+8+9)	11	12	13	14	15=(11+12+13+14)	16=(6+11)	17=(7+12)	18=(8+13)	19=(9+14)	20=(16+17+18+19)
01 - Regular Agency Fund					674,435,269.16	2,117,967,955.93	3,580,000.00	35,430,000.00	2,831,413,225.09	(13,258,316.16)	(172,452,955.93)	0.00	0.00	(185,711,272.09)	661,176,953.00	1,945,515,000.00	3,580,000.00	35,430,000.00	2,645,701,953.00
A. Allotments received from DBM					661,176,953.00	1,945,515,000.00	3,580,000.00	35,430,000.00	2,645,701,953.00	(13,258,316.16)	(172,452,955.93)	0.00	0.00	(185,711,272.09)	647,918,636.84	1,773,062,044.07	3,580,000.00	35,430,000.00	2,459,990,680.91
1	COMPREHENSIVE RELEASE PER ANNEX A AND A-1 OF NBC NO. 583	13-Jan-2021	Specific Budgets of National Government Agencies	101101	8,988,000.00	10,825,000.00	0.00	0.00	19,813,000.00	0.00	0.00	0.00	0.00	0.00	8,988,000.00	10,825,000.00	0.00	0.00	19,813,000.00
2	COMPREHENSIVE RELEASE PER ANNEX A AND A-1 OF NBC NO. 583	13-Jan-2021	Specific Budgets of National Government Agencies	101101	14,848,000.00	14,828,000.00	0.00	0.00	29,676,000.00	0.00	0.00	0.00	0.00	0.00	14,848,000.00	14,828,000.00	0.00	0.00	29,676,000.00
3	COMPREHENSIVE RELEASE PER ANNEX A AND A-1 OF NBC NO. 583	13-Jan-2021	Specific Budgets of National Government Agencies	101101	14,333,000.00	20,213,000.00	0.00	0.00	34,546,000.00	0.00	0.00	0.00	0.00	0.00	14,333,000.00	20,213,000.00	0.00	0.00	34,546,000.00
4	COMPREHENSIVE RELEASE PER ANNEX A AND A-1 OF NBC NO. 583	13-Jan-2021	Specific Budgets of National Government Agencies	101101	7,195,000.00	10,521,000.00	0.00	0.00	17,716,000.00	0.00	0.00	0.00	0.00	0.00	7,195,000.00	10,521,000.00	0.00	0.00	17,716,000.00
5	COMPREHENSIVE RELEASE PER ANNEX A AND A-1 OF NBC NO. 583	13-Jan-2021	Specific Budgets of National Government Agencies	101101	11,550,000.00	8,034,000.00	0.00	0.00	19,584,000.00	0.00	0.00	0.00	0.00	0.00	11,550,000.00	8,034,000.00	0.00	0.00	19,584,000.00
6	COMPREHENSIVE RELEASE PER ANNEX A AND A-1 OF NBC NO. 583	13-Jan-2021	Specific Budgets of National Government Agencies	101101	7,518,000.00	11,001,000.00	0.00	0.00	18,519,000.00	0.00	0.00	0.00	0.00	0.00	7,518,000.00	11,001,000.00	0.00	0.00	18,519,000.00
7	COMPREHENSIVE RELEASE PER ANNEX A AND A-1 OF NBC NO. 583	13-Jan-2021	Specific Budgets of National Government Agencies	101101	13,134,000.00	13,581,000.00	0.00	0.00	26,715,000.00	0.00	0.00	0.00	0.00	0.00	13,134,000.00	13,581,000.00	0.00	0.00	26,715,000.00
8	COMPREHENSIVE RELEASE PER ANNEX A AND A-1 OF NBC NO. 583	13-Jan-2021	Specific Budgets of National Government Agencies	101101	13,543,000.00	16,551,000.00	0.00	0.00	30,094,000.00	0.00	0.00	0.00	0.00	0.00	13,543,000.00	16,551,000.00	0.00	0.00	30,094,000.00
9	COMPREHENSIVE RELEASE PER ANNEX A AND A-1 OF NBC NO. 583	13-Jan-2021	Specific Budgets of National Government Agencies	101101	6,972,000.00	11,260,000.00	0.00	0.00	18,232,000.00	0.00	0.00	0.00	0.00	0.00	6,972,000.00	11,260,000.00	0.00	0.00	18,232,000.00
10	COMPREHENSIVE RELEASE PER ANNEX A AND A-1 OF NBC NO. 583	13-Jan-2021	Specific Budgets of National Government Agencies	101101	12,112,000.00	16,209,000.00	0.00	0.00	28,321,000.00	0.00	0.00	0.00	0.00	0.00	12,112,000.00	16,209,000.00	0.00	0.00	28,321,000.00
11	COMPREHENSIVE RELEASE PER ANNEX A AND A-1 OF NBC NO. 583	13-Jan-2021	Specific Budgets of National Government Agencies	101101	6,618,000.00	15,031,000.00	0.00	0.00	21,649,000.00	0.00	0.00	0.00	0.00	0.00	6,618,000.00	15,031,000.00	0.00	0.00	21,649,000.00
12	COMPREHENSIVE RELEASE PER ANNEX A AND A-1 OF NBC NO. 583	13-Jan-2021	Specific Budgets of National Government Agencies	101101	5,225,000.00	15,315,000.00	0.00	0.00	20,540,000.00	0.00	0.00	0.00	0.00	0.00	5,225,000.00	15,315,000.00	0.00	0.00	20,540,000.00
13	COMPREHENSIVE RELEASE PER ANNEX A AND A-1 OF NBC NO. 583	13-Jan-2021	Specific Budgets of National Government Agencies	101101	11,149,000.00	11,910,000.00	0.00	0.00	23,059,000.00	0.00	0.00	0.00	0.00	0.00	11,149,000.00	11,910,000.00	0.00	0.00	23,059,000.00
14	COMPREHENSIVE RELEASE PER ANNEX A AND A-1 OF NBC NO. 583	13-Jan-2021	Specific Budgets of National Government Agencies	101101	16,478,000.00	13,722,000.00	0.00	0.00	30,200,000.00	0.00	0.00	0.00	0.00	0.00	16,478,000.00	13,722,000.00	0.00	0.00	30,200,000.00
15	COMPREHENSIVE RELEASE PER ANNEX A AND A-1 OF NBC NO. 583	13-Jan-2021	Specific Budgets of National Government Agencies	101101	5,820,000.00	8,889,000.00	0.00	0.00	14,709,000.00	0.00	0.00	0.00	0.00	0.00	5,820,000.00	8,889,000.00	0.00	0.00	14,709,000.00
16	COMPREHENSIVE RELEASE PER ANNEX A AND A-1 OF NBC NO. 583	13-Jan-2021	Specific Budgets of National Government Agencies	101101	10,372,000.00	10,305,000.00	0.00	0.00	20,677,000.00	0.00	0.00	0.00	0.00	0.00	10,372,000.00	10,305,000.00	0.00	0.00	20,677,000.00
17	COMPREHENSIVE RELEASE PER ANNEX A AND A-1 OF NBC NO. 583	13-Jan-2021	Specific Budgets of National Government Agencies	101101	445,012,000.00	1,676,215,000.00	3,580,000.00	500,000.00	2,125,307,000.00	(7,943,473.79)	(172,452,955.93)	0.00	0.00	(180,396,429.72)	437,068,526.21	1,503,762,044.07	3,580,000.00	500,000.00	1,944,910,570.28
18	COMPREHENSIVE RELEASE THROUGH GARO/SARO	13-Jan-2021	Retirement and Life Insurance Premiums	104102	1,342,000.00	0.00	0.00	0.00	1,342,000.00	0.00	0.00	0.00	0.00	0.00	1,342,000.00	0.00	0.00	0.00	1,342,000.00
19	COMPREHENSIVE RELEASE THROUGH GARO/SARO	13-Jan-2021	Retirement and Life Insurance Premiums	104102	491,000.00	0.00	0.00	0.00	491,000.00	0.00	0.00	0.00	0.00	0.00	491,000.00	0.00	0.00	0.00	491,000.00
20	COMPREHENSIVE RELEASE THROUGH GARO/SARO	13-Jan-2021	Retirement and Life Insurance Premiums	104102	1,261,000.00	0.00	0.00	0.00	1,261,000.00	0.00	0.00	0.00	0.00	0.00	1,261,000.00	0.00	0.00	0.00	1,261,000.00
21	COMPREHENSIVE RELEASE THROUGH GARO/SARO	13-Jan-2021	Retirement and Life Insurance Premiums	104102	546,000.00	0.00	0.00	0.00	546,000.00	0.00	0.00	0.00	0.00	0.00	546,000.00	0.00	0.00	0.00	546,000.00
22	COMPREHENSIVE RELEASE THROUGH GARO/SARO	13-Jan-2021	Retirement and Life Insurance Premiums	104102	22,489,000.00	0.00	0.00	0.00	22,489,000.00	(855,985.50)	0.00	0.00	0.00	(855,985.50)	21,633,014.50	0.00	0.00	0.00	21,633,014.50
23	COMPREHENSIVE RELEASE THROUGH GARO/SARO	13-Jan-2021	Retirement and Life Insurance Premiums	104102	840,000.00	0.00	0.00	0.00	840,000.00	0.00	0.00	0.00	0.00	0.00	840,000.00	0.00	0.00	0.00	840,000.00
24	COMPREHENSIVE RELEASE THROUGH GARO/SARO	13-Jan-2021	Retirement and Life Insurance Premiums	104102	1,219,000.00	0.00	0.00	0.00	1,219,000.00	0.00	0.00	0.00	0.00	0.00	1,219,000.00	0.00	0.00	0.00	1,219,000.00
25	COMPREHENSIVE RELEASE THROUGH GARO/SARO	13-Jan-2021	Retirement and Life Insurance Premiums	104102	1,272,000.00	0.00	0.00	0.00	1,272,000.00	0.00	0.00	0.00	0.00	0.00	1,272,000.00	0.00	0.00	0.00	1,272,000.00
26	COMPREHENSIVE RELEASE THROUGH GARO/SARO	13-Jan-2021	Retirement and Life Insurance Premiums	104102	678,000.00	0.00	0.00	0.00	678,000.00	0.00	0.00	0.00	0.00	0.00	678,000.00	0.00	0.00	0.00	678,000.00
27	COMPREHENSIVE RELEASE THROUGH GARO/SARO	13-Jan-2021	Retirement and Life Insurance Premiums	104102	1,068,000.00	0.00	0.00	0.00	1,068,000.00	0.00	0.00	0.00	0.00	0.00	1,068,000.00	0.00	0.00	0.00	1,068,000.00

Allotments/Sub-Allotments Reference			Funding Source		Allotments/Sub-Allotments received from CO/ROs/OUs					Sub-Allotments to ROs/OUs					Total Allotments/Net of Sub-allotments					
No.	Number	Date	Description	UACS Code	PS	MOOE	FinEx	CO	Sub-Total	PS	MOOE	FinEx	CO	TOTAL	PS	MOOE	FinEx	CO	TOTAL	
1	2	3	4	5	6	7	8	9	10=(6+7+8+9)	11	12	13	14	15=(11+12+13+14)	16=(6+11)	17=(7+12)	18=(8+13)	19=(9+14)	20=(16+17+18+19)	
99	COMPREHENSIVE RELEASE PER ANNEX A AND A-1 OF NBC NO. 583 / R11-07	13-Jan-2021	Specific Budgets of National Government Agencies	101101	0.00	947,855.00	0.00	0.00	947,855.00	0.00	0.00	0.00	0.00	0.00	0.00	947,855.00	0.00	0.00	0.00	947,855.00
100	COMPREHENSIVE RELEASE PER ANNEX A AND A-1 OF NBC NO. 583 / R11-08	13-Jan-2021	Specific Budgets of National Government Agencies	101101	0.00	390,881.00	0.00	0.00	390,881.00	0.00	0.00	0.00	0.00	0.00	0.00	390,881.00	0.00	0.00	0.00	390,881.00
101	COMPREHENSIVE RELEASE PER ANNEX A AND A-1 OF NBC NO. 583 / R11-09	13-Jan-2021	Specific Budgets of National Government Agencies	101101	0.00	32,800.00	0.00	0.00	32,800.00	0.00	0.00	0.00	0.00	0.00	0.00	32,800.00	0.00	0.00	0.00	32,800.00
102	COMPREHENSIVE RELEASE PER ANNEX A AND A-1 OF NBC NO. 583 / R11-10	13-Jan-2021	Specific Budgets of National Government Agencies	101101	0.00	180,047.52	0.00	0.00	180,047.52	0.00	0.00	0.00	0.00	0.00	0.00	180,047.52	0.00	0.00	0.00	180,047.52
103	COMPREHENSIVE RELEASE PER ANNEX A AND A-1 OF NBC NO. 583 / R11-11	13-Jan-2021	Specific Budgets of National Government Agencies	101101	0.00	1,858,159.22	0.00	0.00	1,858,159.22	0.00	0.00	0.00	0.00	0.00	0.00	1,858,159.22	0.00	0.00	0.00	1,858,159.22
104	COMPREHENSIVE RELEASE PER ANNEX A AND A-1 OF NBC NO. 583 / R11-12	13-Jan-2021	Specific Budgets of National Government Agencies	101101	0.00	201,950.00	0.00	0.00	201,950.00	0.00	0.00	0.00	0.00	0.00	0.00	201,950.00	0.00	0.00	0.00	201,950.00
105	COMPREHENSIVE RELEASE PER ANNEX A AND A-1 OF NBC NO. 583 / R11-13	13-Jan-2021	Specific Budgets of National Government Agencies	101101	0.00	253,509.34	0.00	0.00	253,509.34	0.00	0.00	0.00	0.00	0.00	0.00	253,509.34	0.00	0.00	0.00	253,509.34
106	COMPREHENSIVE RELEASE PER ANNEX A AND A-1 OF NBC NO. 583 / R12-01	13-Jan-2021	Specific Budgets of National Government Agencies	101101	0.00	1,358,125.00	0.00	0.00	1,358,125.00	0.00	0.00	0.00	0.00	0.00	0.00	1,358,125.00	0.00	0.00	0.00	1,358,125.00
107	COMPREHENSIVE RELEASE PER ANNEX A AND A-1 OF NBC NO. 583 / R12-02	13-Jan-2021	Specific Budgets of National Government Agencies	101101	0.00	321,350.64	0.00	0.00	321,350.64	0.00	0.00	0.00	0.00	0.00	0.00	321,350.64	0.00	0.00	0.00	321,350.64
108	COMPREHENSIVE RELEASE PER ANNEX A AND A-1 OF NBC NO. 583 / R12-03	13-Jan-2021	Specific Budgets of National Government Agencies	101101	0.00	321,350.64	0.00	0.00	321,350.64	0.00	0.00	0.00	0.00	0.00	0.00	321,350.64	0.00	0.00	0.00	321,350.64
109	COMPREHENSIVE RELEASE PER ANNEX A AND A-1 OF NBC NO. 583 / R12-04	13-Jan-2021	Specific Budgets of National Government Agencies	101101	0.00	250,000.00	0.00	0.00	250,000.00	0.00	0.00	0.00	0.00	0.00	0.00	250,000.00	0.00	0.00	0.00	250,000.00
110	COMPREHENSIVE RELEASE PER ANNEX A AND A-1 OF NBC NO. 583 / R12-05	13-Jan-2021	Specific Budgets of National Government Agencies	101101	0.00	250,000.00	0.00	0.00	250,000.00	0.00	0.00	0.00	0.00	0.00	0.00	250,000.00	0.00	0.00	0.00	250,000.00
111	COMPREHENSIVE RELEASE PER ANNEX A AND A-1 OF NBC NO. 583 / R12-06	13-Jan-2021	Specific Budgets of National Government Agencies	101101	0.00	1,176,600.00	0.00	0.00	1,176,600.00	0.00	0.00	0.00	0.00	0.00	0.00	1,176,600.00	0.00	0.00	0.00	1,176,600.00
112	COMPREHENSIVE RELEASE PER ANNEX A AND A-1 OF NBC NO. 583 / R12-07	13-Jan-2021	Specific Budgets of National Government Agencies	101101	0.00	2,974,800.00	0.00	0.00	2,974,800.00	0.00	0.00	0.00	0.00	0.00	0.00	2,974,800.00	0.00	0.00	0.00	2,974,800.00
113	COMPREHENSIVE RELEASE PER ANNEX A AND A-1 OF NBC NO. 583 / R13-01	13-Jan-2021	Specific Budgets of National Government Agencies	101101	0.00	1,358,125.00	0.00	0.00	1,358,125.00	0.00	0.00	0.00	0.00	0.00	0.00	1,358,125.00	0.00	0.00	0.00	1,358,125.00
114	COMPREHENSIVE RELEASE PER ANNEX A AND A-1 OF NBC NO. 583 / R13-02	13-Jan-2021	Specific Budgets of National Government Agencies	101101	0.00	321,350.64	0.00	0.00	321,350.64	0.00	0.00	0.00	0.00	0.00	0.00	321,350.64	0.00	0.00	0.00	321,350.64
115	COMPREHENSIVE RELEASE PER ANNEX A AND A-1 OF NBC NO. 583 / R13-03	13-Jan-2021	Specific Budgets of National Government Agencies	101101	0.00	1,617,700.00	0.00	0.00	1,617,700.00	0.00	0.00	0.00	0.00	0.00	0.00	1,617,700.00	0.00	0.00	0.00	1,617,700.00
116	COMPREHENSIVE RELEASE PER ANNEX A AND A-1 OF NBC NO. 583 / R13-04	13-Jan-2021	Specific Budgets of National Government Agencies	101101	0.00	79,000.00	0.00	0.00	79,000.00	0.00	0.00	0.00	0.00	0.00	0.00	79,000.00	0.00	0.00	0.00	79,000.00
117	COMPREHENSIVE RELEASE PER ANNEX A AND A-1 OF NBC NO. 583 / R13-05	13-Jan-2021	Specific Budgets of National Government Agencies	101101	0.00	186,200.00	0.00	0.00	186,200.00	0.00	0.00	0.00	0.00	0.00	0.00	186,200.00	0.00	0.00	0.00	186,200.00
118	COMPREHENSIVE RELEASE PER ANNEX A AND A-1 OF NBC NO. 583 / R13-06	13-Jan-2021	Specific Budgets of National Government Agencies	101101	0.00	600,000.00	0.00	0.00	600,000.00	0.00	0.00	0.00	0.00	0.00	0.00	600,000.00	0.00	0.00	0.00	600,000.00
119	COMPREHENSIVE RELEASE PER ANNEX A AND A-1 OF NBC NO. 583 / R13-07	13-Jan-2021	Specific Budgets of National Government Agencies	101101	0.00	532,500.00	0.00	0.00	532,500.00	0.00	0.00	0.00	0.00	0.00	0.00	532,500.00	0.00	0.00	0.00	532,500.00
120	COMPREHENSIVE RELEASE PER ANNEX A AND A-1 OF NBC NO. 583 / R13-08	13-Jan-2021	Specific Budgets of National Government Agencies	101101	0.00	43,000.00	0.00	0.00	43,000.00	0.00	0.00	0.00	0.00	0.00	0.00	43,000.00	0.00	0.00	0.00	43,000.00
121	COMPREHENSIVE RELEASE PER ANNEX A AND A-1 OF NBC NO. 583 / R13-09	13-Jan-2021	Specific Budgets of National Government Agencies	101101	0.00	2,180,600.00	0.00	0.00	2,180,600.00	0.00	0.00	0.00	0.00	0.00	0.00	2,180,600.00	0.00	0.00	0.00	2,180,600.00
122	COMPREHENSIVE RELEASE PER ANNEX A AND A-1 OF NBC NO. 583 / R2-01	13-Jan-2021	Specific Budgets of National Government Agencies	101101	0.00	1,358,125.00	0.00	0.00	1,358,125.00	0.00	0.00	0.00	0.00	0.00	0.00	1,358,125.00	0.00	0.00	0.00	1,358,125.00
123	COMPREHENSIVE RELEASE PER ANNEX A AND A-1 OF NBC NO. 583 / R2-02	13-Jan-2021	Specific Budgets of National Government Agencies	101101	0.00	321,350.64	0.00	0.00	321,350.64	0.00	0.00	0.00	0.00	0.00	0.00	321,350.64	0.00	0.00	0.00	321,350.64
124	COMPREHENSIVE RELEASE PER ANNEX A AND A-1 OF NBC NO. 583 / R2-03	13-Jan-2021	Specific Budgets of National Government Agencies	101101	0.00	321,350.64	0.00	0.00	321,350.64	0.00	0.00	0.00	0.00	0.00	0.00	321,350.64	0.00	0.00	0.00	321,350.64
125	COMPREHENSIVE RELEASE PER ANNEX A AND A-1 OF NBC NO. 583 / R2-04	13-Jan-2021	Specific Budgets of National Government Agencies	101101	0.00	3,000,000.00	0.00	0.00	3,000,000.00	0.00	0.00	0.00	0.00	0.00	0.00	3,000,000.00	0.00	0.00	0.00	3,000,000.00
126	COMPREHENSIVE RELEASE PER ANNEX A AND A-1 OF NBC NO. 583 / R2-05	13-Jan-2021	Specific Budgets of National Government Agencies	101101	0.00	1,607,800.00	0.00	0.00	1,607,800.00	0.00	0.00	0.00	0.00	0.00	0.00	1,607,800.00	0.00	0.00	0.00	1,607,800.00
127	COMPREHENSIVE RELEASE PER ANNEX A AND A-1 OF NBC NO. 583 / R2-06	13-Jan-2021	Specific Budgets of National Government Agencies	101101	0.00	20,000.00	0.00	0.00	20,000.00	0.00	0.00	0.00	0.00	0.00	0.00	20,000.00	0.00	0.00	0.00	20,000.00
128	COMPREHENSIVE RELEASE PER ANNEX A AND A-1 OF NBC NO. 583 / R2-07	13-Jan-2021	Specific Budgets of National Government Agencies	101101	0.00	3,199,650.00	0.00	0.00	3,199,650.00	0.00	0.00	0.00	0.00	0.00	0.00	3,199,650.00	0.00	0.00	0.00	3,199,650.00
129	COMPREHENSIVE RELEASE PER ANNEX A AND A-1 OF NBC NO. 583 / R2-09	13-Jan-2021	Specific Budgets of National Government Agencies	101101	0.00	305,141.00	0.00	0.00	305,141.00	0.00	0.00	0.00	0.00	0.00	0.00	305,141.00	0.00	0.00	0.00	305,141.00
130	COMPREHENSIVE RELEASE PER ANNEX A AND A-1 OF NBC NO. 583 / R2-10	13-Jan-2021	Specific Budgets of National Government Agencies	101101	0.00	1,410,320.00	0.00	0.00	1,410,320.00	0.00	0.00	0.00	0.00	0.00	0.00	1,410,320.00	0.00	0.00	0.00	1,410,320.00
131	COMPREHENSIVE RELEASE PER ANNEX A AND A-1 OF NBC NO. 583 / R2-11	13-Jan-2021	Specific Budgets of National Government Agencies	101101	0.00	32,800.00	0.00	0.00	32,800.00	0.00	0.00	0.00	0.00	0.00	0.00	32,800.00	0.00	0.00	0.00	32,800.00
132	COMPREHENSIVE RELEASE PER ANNEX A AND A-1 OF NBC NO. 583 / R2-12	13-Jan-2021	Specific Budgets of National Government Agencies	101101	0.00	286,717.84	0.00	0.00	286,717.84	0.00	0.00	0.00	0.00	0.00	0.00	286,717.84	0.00	0.00	0.00	286,717.84
133	COMPREHENSIVE RELEASE PER ANNEX A AND A-1 OF NBC NO. 583 / R2-13	13-Jan-2021	Specific Budgets of National Government Agencies	101101	0.00	120,000.00	0.00	0.00	120,000.00	0.00	0.00	0.00	0.00	0.00	0.00	120,000.00	0.00	0.00	0.00	120,000.00
134	COMPREHENSIVE RELEASE PER ANNEX A AND A-1 OF NBC NO. 583 / R3-01	13-Jan-2021	Specific Budgets of National Government Agencies	101101	0.00	1,358,125.00	0.00	0.00	1,358,125.00	0.00	0.00	0.00	0.00	0.00	0.00	1,358,125.00	0.00	0.00	0.00	1,358,125.00

Allotments/Sub-Allotments Reference			Funding Source		Allotments/Sub-Allotments received from CO/ROs/OUs					Sub-Allotments to ROs/OUs					Total Allotments/Net of Sub-allotments					
No.	Number	Date	Description	UACS Code	PS	MOOE	FinEx	CO	Sub-Total	PS	MOOE	FinEx	CO	TOTAL	PS	MOOE	FinEx	CO	TOTAL	
1	2	3	4	5	6	7	8	9	10=(6+7+8+9)	11	12	13	14	15=(11+12+13+14)	16=(6+11)	17=(7+12)	18=(8+13)	19=(9+14)	20=(16+17+18+19)	
135	COMPREHENSIVE RELEASE PER ANNEX A AND A-1 OF NBC NO. 583 / R3-02	13-Jan-2021	Specific Budgets of National Government Agencies	101101	0.00	321,350.64	0.00	0.00	321,350.64	0.00	0.00	0.00	0.00	0.00	0.00	0.00	0.00	0.00	0.00	321,350.64
136	COMPREHENSIVE RELEASE PER ANNEX A AND A-1 OF NBC NO. 583 / R3-03	13-Jan-2021	Specific Budgets of National Government Agencies	101101	0.00	800,000.00	0.00	0.00	800,000.00	0.00	0.00	0.00	0.00	0.00	0.00	0.00	0.00	0.00	0.00	800,000.00
137	COMPREHENSIVE RELEASE PER ANNEX A AND A-1 OF NBC NO. 583 / R3-04	13-Jan-2021	Specific Budgets of National Government Agencies	101101	0.00	1,200,000.00	0.00	0.00	1,200,000.00	0.00	0.00	0.00	0.00	0.00	0.00	0.00	0.00	0.00	0.00	1,200,000.00
138	COMPREHENSIVE RELEASE PER ANNEX A AND A-1 OF NBC NO. 583 / R3-05	13-Jan-2021	Specific Budgets of National Government Agencies	101101	0.00	200,500.00	0.00	0.00	200,500.00	0.00	0.00	0.00	0.00	0.00	0.00	0.00	0.00	0.00	0.00	200,500.00
139	COMPREHENSIVE RELEASE PER ANNEX A AND A-1 OF NBC NO. 583 / R3-06	13-Jan-2021	Specific Budgets of National Government Agencies	101101	0.00	36,000.00	0.00	0.00	36,000.00	0.00	0.00	0.00	0.00	0.00	0.00	0.00	0.00	0.00	0.00	36,000.00
140	COMPREHENSIVE RELEASE PER ANNEX A AND A-1 OF NBC NO. 583 / R3-07	13-Jan-2021	Specific Budgets of National Government Agencies	101101	0.00	124,500.00	0.00	0.00	124,500.00	0.00	0.00	0.00	0.00	0.00	0.00	0.00	0.00	0.00	0.00	124,500.00
141	COMPREHENSIVE RELEASE PER ANNEX A AND A-1 OF NBC NO. 583 / R3-08	13-Jan-2021	Specific Budgets of National Government Agencies	101101	0.00	560,000.00	0.00	0.00	560,000.00	0.00	0.00	0.00	0.00	0.00	0.00	0.00	0.00	0.00	0.00	560,000.00
142	COMPREHENSIVE RELEASE PER ANNEX A AND A-1 OF NBC NO. 583 / R3-09	13-Jan-2021	Specific Budgets of National Government Agencies	101101	0.00	1,885,000.00	0.00	0.00	1,885,000.00	0.00	0.00	0.00	0.00	0.00	0.00	0.00	0.00	0.00	0.00	1,885,000.00
143	COMPREHENSIVE RELEASE PER ANNEX A AND A-1 OF NBC NO. 583 / R3-10	13-Jan-2021	Specific Budgets of National Government Agencies	101101	0.00	814,396.00	0.00	0.00	814,396.00	0.00	0.00	0.00	0.00	0.00	0.00	0.00	0.00	0.00	0.00	814,396.00
144	COMPREHENSIVE RELEASE PER ANNEX A AND A-1 OF NBC NO. 583 / R3-11	13-Jan-2021	Specific Budgets of National Government Agencies	101101	0.00	6,412,500.00	0.00	0.00	6,412,500.00	0.00	0.00	0.00	0.00	0.00	0.00	0.00	0.00	0.00	0.00	6,412,500.00
145	COMPREHENSIVE RELEASE PER ANNEX A AND A-1 OF NBC NO. 583 / R3-12	13-Jan-2021	Specific Budgets of National Government Agencies	101101	0.00	335,100.00	0.00	0.00	335,100.00	0.00	0.00	0.00	0.00	0.00	0.00	0.00	0.00	0.00	0.00	335,100.00
146	COMPREHENSIVE RELEASE PER ANNEX A AND A-1 OF NBC NO. 583 / R3-13	13-Jan-2021	Specific Budgets of National Government Agencies	101101	0.00	2,465,000.00	0.00	0.00	2,465,000.00	0.00	0.00	0.00	0.00	0.00	0.00	0.00	0.00	0.00	0.00	2,465,000.00
147	COMPREHENSIVE RELEASE PER ANNEX A AND A-1 OF NBC NO. 583 / R3-15	13-Jan-2021	Specific Budgets of National Government Agencies	101101	0.00	571,340.00	0.00	0.00	571,340.00	0.00	0.00	0.00	0.00	0.00	0.00	0.00	0.00	0.00	0.00	571,340.00
148	COMPREHENSIVE RELEASE PER ANNEX A AND A-1 OF NBC NO. 583 / R3-17	13-Jan-2021	Specific Budgets of National Government Agencies	101101	0.00	678,300.00	0.00	0.00	678,300.00	0.00	0.00	0.00	0.00	0.00	0.00	0.00	0.00	0.00	0.00	678,300.00
149	COMPREHENSIVE RELEASE PER ANNEX A AND A-1 OF NBC NO. 583 / R3-18	13-Jan-2021	Specific Budgets of National Government Agencies	101101	0.00	1,164,975.00	0.00	0.00	1,164,975.00	0.00	0.00	0.00	0.00	0.00	0.00	0.00	0.00	0.00	0.00	1,164,975.00
150	COMPREHENSIVE RELEASE PER ANNEX A AND A-1 OF NBC NO. 583 / R3-20	13-Jan-2021	Specific Budgets of National Government Agencies	101101	0.00	48,430.00	0.00	0.00	48,430.00	0.00	0.00	0.00	0.00	0.00	0.00	0.00	0.00	0.00	0.00	48,430.00
151	COMPREHENSIVE RELEASE PER ANNEX A AND A-1 OF NBC NO. 583 / R3-21	13-Jan-2021	Specific Budgets of National Government Agencies	101101	0.00	446,043.00	0.00	0.00	446,043.00	0.00	0.00	0.00	0.00	0.00	0.00	0.00	0.00	0.00	0.00	446,043.00
152	COMPREHENSIVE RELEASE PER ANNEX A AND A-1 OF NBC NO. 583 / R3-22	13-Jan-2021	Specific Budgets of National Government Agencies	101101	0.00	44,640.00	0.00	0.00	44,640.00	0.00	0.00	0.00	0.00	0.00	0.00	0.00	0.00	0.00	0.00	44,640.00
153	COMPREHENSIVE RELEASE PER ANNEX A AND A-1 OF NBC NO. 583 / R3-23	13-Jan-2021	Specific Budgets of National Government Agencies	101101	0.00	1,450,000.00	0.00	0.00	1,450,000.00	0.00	0.00	0.00	0.00	0.00	0.00	0.00	0.00	0.00	0.00	1,450,000.00
154	COMPREHENSIVE RELEASE PER ANNEX A AND A-1 OF NBC NO. 583 / R3-24	13-Jan-2021	Specific Budgets of National Government Agencies	101101	748,508.52	0.00	0.00	0.00	748,508.52	0.00	0.00	0.00	0.00	0.00	748,508.52	0.00	0.00	0.00	0.00	748,508.52
155	COMPREHENSIVE RELEASE PER ANNEX A AND A-1 OF NBC NO. 583 / R3-25	13-Jan-2021	Specific Budgets of National Government Agencies	101101	0.00	1,252,528.00	0.00	0.00	1,252,528.00	0.00	0.00	0.00	0.00	0.00	0.00	0.00	0.00	0.00	0.00	1,252,528.00
156	COMPREHENSIVE RELEASE PER ANNEX A AND A-1 OF NBC NO. 583 / R3-26	13-Jan-2021	Specific Budgets of National Government Agencies	101101	0.00	470,112.28	0.00	0.00	470,112.28	0.00	0.00	0.00	0.00	0.00	0.00	0.00	0.00	0.00	0.00	470,112.28
157	COMPREHENSIVE RELEASE PER ANNEX A AND A-1 OF NBC NO. 583 / R3-27	13-Jan-2021	Specific Budgets of National Government Agencies	101101	0.00	98,389.20	0.00	0.00	98,389.20	0.00	0.00	0.00	0.00	0.00	0.00	0.00	0.00	0.00	0.00	98,389.20
158	COMPREHENSIVE RELEASE PER ANNEX A AND A-1 OF NBC NO. 583 / R3-28	13-Jan-2021	Specific Budgets of National Government Agencies	101101	0.00	79,224.24	0.00	0.00	79,224.24	0.00	0.00	0.00	0.00	0.00	0.00	0.00	0.00	0.00	0.00	79,224.24
159	COMPREHENSIVE RELEASE PER ANNEX A AND A-1 OF NBC NO. 583 / R4A-01	13-Jan-2021	Specific Budgets of National Government Agencies	101101	0.00	1,358,125.00	0.00	0.00	1,358,125.00	0.00	0.00	0.00	0.00	0.00	0.00	0.00	0.00	0.00	0.00	1,358,125.00
160	COMPREHENSIVE RELEASE PER ANNEX A AND A-1 OF NBC NO. 583 / R4A-02	13-Jan-2021	Specific Budgets of National Government Agencies	101101	0.00	321,350.64	0.00	0.00	321,350.64	0.00	0.00	0.00	0.00	0.00	0.00	0.00	0.00	0.00	0.00	321,350.64
161	COMPREHENSIVE RELEASE PER ANNEX A AND A-1 OF NBC NO. 583 / R4A-03	13-Jan-2021	Specific Budgets of National Government Agencies	101101	0.00	321,350.64	0.00	0.00	321,350.64	0.00	0.00	0.00	0.00	0.00	0.00	0.00	0.00	0.00	0.00	321,350.64
162	COMPREHENSIVE RELEASE PER ANNEX A AND A-1 OF NBC NO. 583 / R4A-04	13-Jan-2021	Specific Budgets of National Government Agencies	101101	0.00	1,800,000.00	0.00	0.00	1,800,000.00	0.00	0.00	0.00	0.00	0.00	0.00	0.00	0.00	0.00	0.00	1,800,000.00
163	COMPREHENSIVE RELEASE PER ANNEX A AND A-1 OF NBC NO. 583 / R4A-05	13-Jan-2021	Specific Budgets of National Government Agencies	101101	0.00	330,000.00	0.00	0.00	330,000.00	0.00	0.00	0.00	0.00	0.00	0.00	0.00	0.00	0.00	0.00	330,000.00
164	COMPREHENSIVE RELEASE PER ANNEX A AND A-1 OF NBC NO. 583 / R4A-06	13-Jan-2021	Specific Budgets of National Government Agencies	101101	0.00	225,000.00	0.00	0.00	225,000.00	0.00	0.00	0.00	0.00	0.00	0.00	0.00	0.00	0.00	0.00	225,000.00
165	COMPREHENSIVE RELEASE PER ANNEX A AND A-1 OF NBC NO. 583 / R4A-07	13-Jan-2021	Specific Budgets of National Government Agencies	101101	0.00	2,300,300.00	0.00	0.00	2,300,300.00	0.00	0.00	0.00	0.00	0.00	0.00	0.00	0.00	0.00	0.00	2,300,300.00
166	COMPREHENSIVE RELEASE PER ANNEX A AND A-1 OF NBC NO. 583 / R4A-09	13-Jan-2021	Specific Budgets of National Government Agencies	101101	0.00	739,808.00	0.00	0.00	739,808.00	0.00	0.00	0.00	0.00	0.00	0.00	0.00	0.00	0.00	0.00	739,808.00
167	COMPREHENSIVE RELEASE PER ANNEX A AND A-1 OF NBC NO. 583 / R4A-10	13-Jan-2021	Specific Budgets of National Government Agencies	101101	0.00	1,711,575.00	0.00	0.00	1,711,575.00	0.00	0.00	0.00	0.00	0.00	0.00	0.00	0.00	0.00	0.00	1,711,575.00
168	COMPREHENSIVE RELEASE PER ANNEX A AND A-1 OF NBC NO. 583 / R4A-11	13-Jan-2021	Specific Budgets of National Government Agencies	101101	0.00	417,890.00	0.00	0.00	417,890.00	0.00	0.00	0.00	0.00	0.00	0.00	0.00	0.00	0.00	0.00	417,890.00
169	COMPREHENSIVE RELEASE PER ANNEX A AND A-1 OF NBC NO. 583 / R4A-12	13-Jan-2021	Specific Budgets of National Government Agencies	101101	0.00	44,640.00	0.00	0.00	44,640.00	0.00	0.00	0.00	0.00	0.00	0.00	0.00	0.00	0.00	0.00	44,640.00
170	COMPREHENSIVE RELEASE PER ANNEX A AND A-1 OF NBC NO. 583 / R4A-13	13-Jan-2021	Specific Budgets of National Government Agencies	101101	3,910,115.71	0.00	0.00	0.00	3,910,115.71	0.00	0.00	0.00	0.00	0.00	3,910,115.71	0.00	0.00	0.00	0.00	3,910,115.71

Allotments/Sub-Allotments Reference			Funding Source		Allotments/Sub-Allotments received from CO/ROs/OU					Sub-Allotments to ROs/OUs					Total Allotments/Net of Sub-allotments					
No.	Number	Date	Description	UACS Code	PS	MOOE	FinEx	CO	Sub-Total	PS	MOOE	FinEx	CO	TOTAL	PS	MOOE	FinEx	CO	TOTAL	
1	2	3	4	5	6	7	8	9	10=(6+7+8+9)	11	12	13	14	15=(11+12+13+14)	16=(6+11)	17=(7+12)	18=(8+13)	19=(9+14)	20=(16+17+18+19)	
171	COMPREHENSIVE RELEASE PER ANNEX A AND A-1 OF NBC NO. 583 / R4A-14	13-Jan-2021	Specific Budgets of National Government Agencies	101101	0.00	365,160.00	0.00	0.00	365,160.00	0.00	0.00	0.00	0.00	0.00	0.00	365,160.00	0.00	0.00	0.00	365,160.00
172	COMPREHENSIVE RELEASE PER ANNEX A AND A-1 OF NBC NO. 583 / R4A-15	13-Jan-2021	Specific Budgets of National Government Agencies	101101	0.00	739,808.00	0.00	0.00	739,808.00	0.00	0.00	0.00	0.00	0.00	0.00	739,808.00	0.00	0.00	0.00	739,808.00
173	COMPREHENSIVE RELEASE PER ANNEX A AND A-1 OF NBC NO. 583 / R4A-16	13-Jan-2021	Specific Budgets of National Government Agencies	101101	0.00	366,753.36	0.00	0.00	366,753.36	0.00	0.00	0.00	0.00	0.00	0.00	366,753.36	0.00	0.00	0.00	366,753.36
174	COMPREHENSIVE RELEASE PER ANNEX A AND A-1 OF NBC NO. 583 / R4A-17	13-Jan-2021	Specific Budgets of National Government Agencies	101101	0.00	227,065.00	0.00	0.00	227,065.00	0.00	0.00	0.00	0.00	0.00	0.00	227,065.00	0.00	0.00	0.00	227,065.00
175	COMPREHENSIVE RELEASE PER ANNEX A AND A-1 OF NBC NO. 583 / R4B-01	13-Jan-2021	Specific Budgets of National Government Agencies	101101	0.00	970,600.00	0.00	0.00	970,600.00	0.00	0.00	0.00	0.00	0.00	0.00	970,600.00	0.00	0.00	0.00	970,600.00
176	COMPREHENSIVE RELEASE PER ANNEX A AND A-1 OF NBC NO. 583 / R4B-02	13-Jan-2021	Specific Budgets of National Government Agencies	101101	0.00	1,358,125.00	0.00	0.00	1,358,125.00	0.00	0.00	0.00	0.00	0.00	0.00	1,358,125.00	0.00	0.00	0.00	1,358,125.00
177	COMPREHENSIVE RELEASE PER ANNEX A AND A-1 OF NBC NO. 583 / R4B-03	13-Jan-2021	Specific Budgets of National Government Agencies	101101	0.00	321,350.64	0.00	0.00	321,350.64	0.00	0.00	0.00	0.00	0.00	0.00	321,350.64	0.00	0.00	0.00	321,350.64
178	COMPREHENSIVE RELEASE PER ANNEX A AND A-1 OF NBC NO. 583 / R4B-04	13-Jan-2021	Specific Budgets of National Government Agencies	101101	0.00	237,503.94	0.00	0.00	237,503.94	0.00	0.00	0.00	0.00	0.00	0.00	237,503.94	0.00	0.00	0.00	237,503.94
179	COMPREHENSIVE RELEASE PER ANNEX A AND A-1 OF NBC NO. 583 / R4B-05	13-Jan-2021	Specific Budgets of National Government Agencies	101101	0.00	2,825,009.00	0.00	0.00	2,825,009.00	0.00	0.00	0.00	0.00	0.00	0.00	2,825,009.00	0.00	0.00	0.00	2,825,009.00
180	COMPREHENSIVE RELEASE PER ANNEX A AND A-1 OF NBC NO. 583 / R4B-07	13-Jan-2021	Specific Budgets of National Government Agencies	101101	0.00	573,667.50	0.00	0.00	573,667.50	0.00	0.00	0.00	0.00	0.00	0.00	573,667.50	0.00	0.00	0.00	573,667.50
181	COMPREHENSIVE RELEASE PER ANNEX A AND A-1 OF NBC NO. 583 / R4B-08	13-Jan-2021	Specific Budgets of National Government Agencies	101101	0.00	1,186,866.00	0.00	0.00	1,186,866.00	0.00	0.00	0.00	0.00	0.00	0.00	1,186,866.00	0.00	0.00	0.00	1,186,866.00
182	COMPREHENSIVE RELEASE PER ANNEX A AND A-1 OF NBC NO. 583 / R4B-09	13-Jan-2021	Specific Budgets of National Government Agencies	101101	0.00	286,551.44	0.00	0.00	286,551.44	0.00	0.00	0.00	0.00	0.00	0.00	286,551.44	0.00	0.00	0.00	286,551.44
183	COMPREHENSIVE RELEASE PER ANNEX A AND A-1 OF NBC NO. 583 / R5-02	13-Jan-2021	Specific Budgets of National Government Agencies	101101	0.00	1,358,125.00	0.00	0.00	1,358,125.00	0.00	0.00	0.00	0.00	0.00	0.00	1,358,125.00	0.00	0.00	0.00	1,358,125.00
184	COMPREHENSIVE RELEASE PER ANNEX A AND A-1 OF NBC NO. 583 / R5-03	13-Jan-2021	Specific Budgets of National Government Agencies	101101	0.00	321,350.64	0.00	0.00	321,350.64	0.00	0.00	0.00	0.00	0.00	0.00	321,350.64	0.00	0.00	0.00	321,350.64
185	COMPREHENSIVE RELEASE PER ANNEX A AND A-1 OF NBC NO. 583 / R5-04	13-Jan-2021	Specific Budgets of National Government Agencies	101101	0.00	248,284.23	0.00	0.00	248,284.23	0.00	0.00	0.00	0.00	0.00	0.00	248,284.23	0.00	0.00	0.00	248,284.23
186	COMPREHENSIVE RELEASE PER ANNEX A AND A-1 OF NBC NO. 583 / R5-05	13-Jan-2021	Specific Budgets of National Government Agencies	101101	0.00	2,584,650.00	0.00	0.00	2,584,650.00	0.00	0.00	0.00	0.00	0.00	0.00	2,584,650.00	0.00	0.00	0.00	2,584,650.00
187	COMPREHENSIVE RELEASE PER ANNEX A AND A-1 OF NBC NO. 583 / R5-07	13-Jan-2021	Specific Budgets of National Government Agencies	101101	0.00	946,792.00	0.00	0.00	946,792.00	0.00	0.00	0.00	0.00	0.00	0.00	946,792.00	0.00	0.00	0.00	946,792.00
188	COMPREHENSIVE RELEASE PER ANNEX A AND A-1 OF NBC NO. 583 / R5-08	13-Jan-2021	Specific Budgets of National Government Agencies	101101	0.00	299,113.00	0.00	0.00	299,113.00	0.00	0.00	0.00	0.00	0.00	0.00	299,113.00	0.00	0.00	0.00	299,113.00
189	COMPREHENSIVE RELEASE PER ANNEX A AND A-1 OF NBC NO. 583 / R5-09	13-Jan-2021	Specific Budgets of National Government Agencies	101101	0.00	497,920.10	0.00	0.00	497,920.10	0.00	0.00	0.00	0.00	0.00	0.00	497,920.10	0.00	0.00	0.00	497,920.10
190	COMPREHENSIVE RELEASE PER ANNEX A AND A-1 OF NBC NO. 583 / R5-10	13-Jan-2021	Specific Budgets of National Government Agencies	101101	0.00	32,800.00	0.00	0.00	32,800.00	0.00	0.00	0.00	0.00	0.00	0.00	32,800.00	0.00	0.00	0.00	32,800.00
191	COMPREHENSIVE RELEASE PER ANNEX A AND A-1 OF NBC NO. 583 / R5-11	13-Jan-2021	Specific Budgets of National Government Agencies	101101	0.00	2,038,650.00	0.00	0.00	2,038,650.00	0.00	0.00	0.00	0.00	0.00	0.00	2,038,650.00	0.00	0.00	0.00	2,038,650.00
192	COMPREHENSIVE RELEASE PER ANNEX A AND A-1 OF NBC NO. 583 / R5-12	13-Jan-2021	Specific Budgets of National Government Agencies	101101	0.00	150,618.60	0.00	0.00	150,618.60	0.00	0.00	0.00	0.00	0.00	0.00	150,618.60	0.00	0.00	0.00	150,618.60
193	COMPREHENSIVE RELEASE PER ANNEX A AND A-1 OF NBC NO. 583 / R6-01	13-Jan-2021	Specific Budgets of National Government Agencies	101101	0.00	1,358,125.00	0.00	0.00	1,358,125.00	0.00	0.00	0.00	0.00	0.00	0.00	1,358,125.00	0.00	0.00	0.00	1,358,125.00
194	COMPREHENSIVE RELEASE PER ANNEX A AND A-1 OF NBC NO. 583 / R6-02	13-Jan-2021	Specific Budgets of National Government Agencies	101101	0.00	321,350.64	0.00	0.00	321,350.64	0.00	0.00	0.00	0.00	0.00	0.00	321,350.64	0.00	0.00	0.00	321,350.64
195	COMPREHENSIVE RELEASE PER ANNEX A AND A-1 OF NBC NO. 583 / R6-03	13-Jan-2021	Specific Budgets of National Government Agencies	101101	0.00	316,221.84	0.00	0.00	316,221.84	0.00	0.00	0.00	0.00	0.00	0.00	316,221.84	0.00	0.00	0.00	316,221.84
196	COMPREHENSIVE RELEASE PER ANNEX A AND A-1 OF NBC NO. 583 / R6-04	13-Jan-2021	Specific Budgets of National Government Agencies	101101	0.00	316,221.84	0.00	0.00	316,221.84	0.00	0.00	0.00	0.00	0.00	0.00	316,221.84	0.00	0.00	0.00	316,221.84
197	COMPREHENSIVE RELEASE PER ANNEX A AND A-1 OF NBC NO. 583 / R6-05	13-Jan-2021	Specific Budgets of National Government Agencies	101101	0.00	321,350.64	0.00	0.00	321,350.64	0.00	0.00	0.00	0.00	0.00	0.00	321,350.64	0.00	0.00	0.00	321,350.64
198	COMPREHENSIVE RELEASE PER ANNEX A AND A-1 OF NBC NO. 583 / R6-06	13-Jan-2021	Specific Budgets of National Government Agencies	101101	0.00	45,400.00	0.00	0.00	45,400.00	0.00	0.00	0.00	0.00	0.00	0.00	45,400.00	0.00	0.00	0.00	45,400.00
199	COMPREHENSIVE RELEASE PER ANNEX A AND A-1 OF NBC NO. 583 / R6-07	13-Jan-2021	Specific Budgets of National Government Agencies	101101	0.00	2,870,000.00	0.00	0.00	2,870,000.00	0.00	0.00	0.00	0.00	0.00	0.00	2,870,000.00	0.00	0.00	0.00	2,870,000.00
200	COMPREHENSIVE RELEASE PER ANNEX A AND A-1 OF NBC NO. 583 / R6-09	13-Jan-2021	Specific Budgets of National Government Agencies	101101	0.00	87,000.00	0.00	0.00	87,000.00	0.00	0.00	0.00	0.00	0.00	0.00	87,000.00	0.00	0.00	0.00	87,000.00
201	COMPREHENSIVE RELEASE PER ANNEX A AND A-1 OF NBC NO. 583 / R6-11	13-Jan-2021	Specific Budgets of National Government Agencies	101101	0.00	681,625.00	0.00	0.00	681,625.00	0.00	0.00	0.00	0.00	0.00	0.00	681,625.00	0.00	0.00	0.00	681,625.00
202	COMPREHENSIVE RELEASE PER ANNEX A AND A-1 OF NBC NO. 583 / R6-12	13-Jan-2021	Specific Budgets of National Government Agencies	101101	0.00	32,800.00	0.00	0.00	32,800.00	0.00	0.00	0.00	0.00	0.00	0.00	32,800.00	0.00	0.00	0.00	32,800.00
203	COMPREHENSIVE RELEASE PER ANNEX A AND A-1 OF NBC NO. 583 / R6-13	13-Jan-2021	Specific Budgets of National Government Agencies	101101	0.00	400,000.00	0.00	0.00	400,000.00	0.00	0.00	0.00	0.00	0.00	0.00	400,000.00	0.00	0.00	0.00	400,000.00
204	COMPREHENSIVE RELEASE PER ANNEX A AND A-1 OF NBC NO. 583 / R6-14	13-Jan-2021	Specific Budgets of National Government Agencies	101101	0.00	354,182.64	0.00	0.00	354,182.64	0.00	0.00	0.00	0.00	0.00	0.00	354,182.64	0.00	0.00	0.00	354,182.64
205	COMPREHENSIVE RELEASE PER ANNEX A AND A-1 OF NBC NO. 583 / R6-17	13-Jan-2021	Specific Budgets of National Government Agencies	101101	0.00	265,875.00	0.00	0.00	265,875.00	0.00	0.00	0.00	0.00	0.00	0.00	265,875.00	0.00	0.00	0.00	265,875.00
206	COMPREHENSIVE RELEASE PER ANNEX A AND A-1 OF NBC NO. 583 / R7-01	13-Jan-2021	Specific Budgets of National Government Agencies	101101	0.00	1,358,125.00	0.00	0.00	1,358,125.00	0.00	0.00	0.00	0.00	0.00	0.00	1,358,125.00	0.00	0.00	0.00	1,358,125.00


Allotments/Sub-Allotments Reference			Funding Source		Allotments/Sub-Allotments received from CO/ROs/OU's					Sub-Allotments to ROs/OU's					Total Allotments/Net of Sub-allotments					
No.	Number	Date	Description	UACS Code	PS	MOOE	FinEx	CO	Sub-Total	PS	MOOE	FinEx	CO	TOTAL	PS	MOOE	FinEx	CO	TOTAL	
1	2	3	4	5	6	7	8	9	10=(6+7+8+9)	11	12	13	14	15=(11+12+13+14)	16=(6+11)	17=(7+12)	18=(8+13)	19=(9+14)	20=(16+17+18+19)	
207	COMPREHENSIVE RELEASE PER ANNEX A AND A-1 OF NBC NO. 583 / R7-02	13-Jan-2021	Specific Budgets of National Government Agencies	101101	0.00	321,350.64	0.00	0.00	321,350.64	0.00	0.00	0.00	0.00	0.00	0.00	321,350.64	0.00	0.00	0.00	321,350.64
208	COMPREHENSIVE RELEASE PER ANNEX A AND A-1 OF NBC NO. 583 / R7-03	13-Jan-2021	Specific Budgets of National Government Agencies	101101	0.00	321,350.64	0.00	0.00	321,350.64	0.00	0.00	0.00	0.00	0.00	0.00	321,350.64	0.00	0.00	0.00	321,350.64
209	COMPREHENSIVE RELEASE PER ANNEX A AND A-1 OF NBC NO. 583 / R7-04	13-Jan-2021	Specific Budgets of National Government Agencies	101101	0.00	431,890.68	0.00	0.00	431,890.68	0.00	0.00	0.00	0.00	0.00	0.00	431,890.68	0.00	0.00	0.00	431,890.68
210	COMPREHENSIVE RELEASE PER ANNEX A AND A-1 OF NBC NO. 583 / R7-05	13-Jan-2021	Specific Budgets of National Government Agencies	101101	0.00	2,000,000.00	0.00	0.00	2,000,000.00	0.00	0.00	0.00	0.00	0.00	0.00	2,000,000.00	0.00	0.00	0.00	2,000,000.00
211	COMPREHENSIVE RELEASE PER ANNEX A AND A-1 OF NBC NO. 583 / R7-06	13-Jan-2021	Specific Budgets of National Government Agencies	101101	0.00	1,803,000.00	0.00	0.00	1,803,000.00	0.00	0.00	0.00	0.00	0.00	0.00	1,803,000.00	0.00	0.00	0.00	1,803,000.00
212	COMPREHENSIVE RELEASE PER ANNEX A AND A-1 OF NBC NO. 583 / R7-07	13-Jan-2021	Specific Budgets of National Government Agencies	101101	0.00	2,094,000.00	0.00	0.00	2,094,000.00	0.00	0.00	0.00	0.00	0.00	0.00	2,094,000.00	0.00	0.00	0.00	2,094,000.00
213	COMPREHENSIVE RELEASE PER ANNEX A AND A-1 OF NBC NO. 583 / R7-08	13-Jan-2021	Specific Budgets of National Government Agencies	101101	0.00	1,845,000.00	0.00	0.00	1,845,000.00	0.00	0.00	0.00	0.00	0.00	0.00	1,845,000.00	0.00	0.00	0.00	1,845,000.00
214	COMPREHENSIVE RELEASE PER ANNEX A AND A-1 OF NBC NO. 583 / R7-09	13-Jan-2021	Specific Budgets of National Government Agencies	101101	0.00	1,250,000.00	0.00	0.00	1,250,000.00	0.00	0.00	0.00	0.00	0.00	0.00	1,250,000.00	0.00	0.00	0.00	1,250,000.00
215	COMPREHENSIVE RELEASE PER ANNEX A AND A-1 OF NBC NO. 583 / R7-10	13-Jan-2021	Specific Budgets of National Government Agencies	101101	0.00	1,716,500.00	0.00	0.00	1,716,500.00	0.00	0.00	0.00	0.00	0.00	0.00	1,716,500.00	0.00	0.00	0.00	1,716,500.00
216	COMPREHENSIVE RELEASE PER ANNEX A AND A-1 OF NBC NO. 583 / R7-11	13-Jan-2021	Specific Budgets of National Government Agencies	101101	0.00	1,284,500.00	0.00	0.00	1,284,500.00	0.00	0.00	0.00	0.00	0.00	0.00	1,284,500.00	0.00	0.00	0.00	1,284,500.00
217	COMPREHENSIVE RELEASE PER ANNEX A AND A-1 OF NBC NO. 583 / R7-12	13-Jan-2021	Specific Budgets of National Government Agencies	101101	0.00	2,277,600.00	0.00	0.00	2,277,600.00	0.00	0.00	0.00	0.00	0.00	0.00	2,277,600.00	0.00	0.00	0.00	2,277,600.00
218	COMPREHENSIVE RELEASE PER ANNEX A AND A-1 OF NBC NO. 583 / R7-13	13-Jan-2021	Specific Budgets of National Government Agencies	101101	0.00	3,023,460.00	0.00	0.00	3,023,460.00	0.00	0.00	0.00	0.00	0.00	0.00	3,023,460.00	0.00	0.00	0.00	3,023,460.00
219	COMPREHENSIVE RELEASE PER ANNEX A AND A-1 OF NBC NO. 583 / R7-15	13-Jan-2021	Specific Budgets of National Government Agencies	101101	0.00	816,200.00	0.00	0.00	816,200.00	0.00	0.00	0.00	0.00	0.00	0.00	816,200.00	0.00	0.00	0.00	816,200.00
220	COMPREHENSIVE RELEASE PER ANNEX A AND A-1 OF NBC NO. 583 / R7-16	13-Jan-2021	Specific Budgets of National Government Agencies	101101	0.00	500,000.00	0.00	0.00	500,000.00	0.00	0.00	0.00	0.00	0.00	0.00	500,000.00	0.00	0.00	0.00	500,000.00
221	COMPREHENSIVE RELEASE PER ANNEX A AND A-1 OF NBC NO. 583 / R7-17	13-Jan-2021	Specific Budgets of National Government Agencies	101101	0.00	1,622,132.40	0.00	0.00	1,622,132.40	0.00	0.00	0.00	0.00	0.00	0.00	1,622,132.40	0.00	0.00	0.00	1,622,132.40
222	COMPREHENSIVE RELEASE PER ANNEX A AND A-1 OF NBC NO. 583 / R7-18	13-Jan-2021	Specific Budgets of National Government Agencies	101101	0.00	615,510.00	0.00	0.00	615,510.00	0.00	0.00	0.00	0.00	0.00	0.00	615,510.00	0.00	0.00	0.00	615,510.00
223	COMPREHENSIVE RELEASE PER ANNEX A AND A-1 OF NBC NO. 583 / R7-19	13-Jan-2021	Specific Budgets of National Government Agencies	101101	0.00	446,240.00	0.00	0.00	446,240.00	0.00	0.00	0.00	0.00	0.00	0.00	446,240.00	0.00	0.00	0.00	446,240.00
224	COMPREHENSIVE RELEASE PER ANNEX A AND A-1 OF NBC NO. 583 / R7-20	13-Jan-2021	Specific Budgets of National Government Agencies	101101	0.00	44,640.00	0.00	0.00	44,640.00	0.00	0.00	0.00	0.00	0.00	0.00	44,640.00	0.00	0.00	0.00	44,640.00
225	COMPREHENSIVE RELEASE PER ANNEX A AND A-1 OF NBC NO. 583 / R7-21	13-Jan-2021	Specific Budgets of National Government Agencies	101101	0.00	1,039,760.00	0.00	0.00	1,039,760.00	0.00	0.00	0.00	0.00	0.00	0.00	1,039,760.00	0.00	0.00	0.00	1,039,760.00
226	COMPREHENSIVE RELEASE PER ANNEX A AND A-1 OF NBC NO. 583 / R7-22	13-Jan-2021	Specific Budgets of National Government Agencies	101101	116,966.62	0.00	0.00	0.00	116,966.62	0.00	0.00	0.00	0.00	0.00	116,966.62	0.00	0.00	0.00	0.00	116,966.62
227	COMPREHENSIVE RELEASE PER ANNEX A AND A-1 OF NBC NO. 583 / R7-23	13-Jan-2021	Specific Budgets of National Government Agencies	101101	0.00	172,084.92	0.00	0.00	172,084.92	0.00	0.00	0.00	0.00	0.00	0.00	172,084.92	0.00	0.00	0.00	172,084.92
228	COMPREHENSIVE RELEASE PER ANNEX A AND A-1 OF NBC NO. 583 / R7=10	13-Jan-2021	Specific Budgets of National Government Agencies	101101	0.00	150,000.00	0.00	0.00	150,000.00	0.00	0.00	0.00	0.00	0.00	0.00	150,000.00	0.00	0.00	0.00	150,000.00
229	COMPREHENSIVE RELEASE PER ANNEX A AND A-1 OF NBC NO. 583 / R8-01	13-Jan-2021	Specific Budgets of National Government Agencies	101101	0.00	1,358,125.00	0.00	0.00	1,358,125.00	0.00	0.00	0.00	0.00	0.00	0.00	1,358,125.00	0.00	0.00	0.00	1,358,125.00
230	COMPREHENSIVE RELEASE PER ANNEX A AND A-1 OF NBC NO. 583 / R8-02	13-Jan-2021	Specific Budgets of National Government Agencies	101101	0.00	321,350.64	0.00	0.00	321,350.64	0.00	0.00	0.00	0.00	0.00	0.00	321,350.64	0.00	0.00	0.00	321,350.64
231	COMPREHENSIVE RELEASE PER ANNEX A AND A-1 OF NBC NO. 583 / R8-03	13-Jan-2021	Specific Budgets of National Government Agencies	101101	0.00	321,350.64	0.00	0.00	321,350.64	0.00	0.00	0.00	0.00	0.00	0.00	321,350.64	0.00	0.00	0.00	321,350.64
232	COMPREHENSIVE RELEASE PER ANNEX A AND A-1 OF NBC NO. 583 / R8-04	13-Jan-2021	Specific Budgets of National Government Agencies	101101	0.00	3,000,000.00	0.00	0.00	3,000,000.00	0.00	0.00	0.00	0.00	0.00	0.00	3,000,000.00	0.00	0.00	0.00	3,000,000.00
233	COMPREHENSIVE RELEASE PER ANNEX A AND A-1 OF NBC NO. 583 / R8-05	13-Jan-2021	Specific Budgets of National Government Agencies	101101	0.00	3,062,500.00	0.00	0.00	3,062,500.00	0.00	0.00	0.00	0.00	0.00	0.00	3,062,500.00	0.00	0.00	0.00	3,062,500.00
234	COMPREHENSIVE RELEASE PER ANNEX A AND A-1 OF NBC NO. 583 / R8-06	13-Jan-2021	Specific Budgets of National Government Agencies	101101	0.00	486,895.00	0.00	0.00	486,895.00	0.00	0.00	0.00	0.00	0.00	0.00	486,895.00	0.00	0.00	0.00	486,895.00
235	COMPREHENSIVE RELEASE PER ANNEX A AND A-1 OF NBC NO. 583 / R8-07	13-Jan-2021	Specific Budgets of National Government Agencies	101101	0.00	3,062,690.00	0.00	0.00	3,062,690.00	0.00	0.00	0.00	0.00	0.00	0.00	3,062,690.00	0.00	0.00	0.00	3,062,690.00
236	COMPREHENSIVE RELEASE PER ANNEX A AND A-1 OF NBC NO. 583 / R8-09	13-Jan-2021	Specific Budgets of National Government Agencies	101101	0.00	402,600.00	0.00	0.00	402,600.00	0.00	0.00	0.00	0.00	0.00	0.00	402,600.00	0.00	0.00	0.00	402,600.00
237	COMPREHENSIVE RELEASE PER ANNEX A AND A-1 OF NBC NO. 583 / R8-10	13-Jan-2021	Specific Budgets of National Government Agencies	101101	0.00	409,912.00	0.00	0.00	409,912.00	0.00	0.00	0.00	0.00	0.00	0.00	409,912.00	0.00	0.00	0.00	409,912.00
238	COMPREHENSIVE RELEASE PER ANNEX A AND A-1 OF NBC NO. 583 / R8-11	13-Jan-2021	Specific Budgets of National Government Agencies	101101	0.00	32,800.00	0.00	0.00	32,800.00	0.00	0.00	0.00	0.00	0.00	0.00	32,800.00	0.00	0.00	0.00	32,800.00
239	COMPREHENSIVE RELEASE PER ANNEX A AND A-1 OF NBC NO. 583 / R8-12	13-Jan-2021	Specific Budgets of National Government Agencies	101101	0.00	172,084.92	0.00	0.00	172,084.92	0.00	0.00	0.00	0.00	0.00	0.00	172,084.92	0.00	0.00	0.00	172,084.92
240	COMPREHENSIVE RELEASE PER ANNEX A AND A-1 OF NBC NO. 583 / R9-01	13-Jan-2021	Specific Budgets of National Government Agencies	101101	0.00	1,358,125.00	0.00	0.00	1,358,125.00	0.00	0.00	0.00	0.00	0.00	0.00	1,358,125.00	0.00	0.00	0.00	1,358,125.00
241	COMPREHENSIVE RELEASE PER ANNEX A AND A-1 OF NBC NO. 583 / R9-02	13-Jan-2021	Specific Budgets of National Government Agencies	101101	0.00	321,350.64	0.00	0.00	321,350.64	0.00	0.00	0.00	0.00	0.00	0.00	321,350.64	0.00	0.00	0.00	321,350.64
242	COMPREHENSIVE RELEASE PER ANNEX A AND A-1 OF NBC NO. 583 / R9-03	13-Jan-2021	Specific Budgets of National Government Agencies	101101	0.00	321,350.64	0.00	0.00	321,350.64	0.00	0.00	0.00	0.00	0.00	0.00	321,350.64	0.00	0.00	0.00	321,350.64

Allotments/Sub-Allotments Reference			Funding Source		Allotments/Sub-Allotments received from CO/ROs/OU					Sub-Allotments to ROs/OU					Total Allotments/Net of Sub-allotments					
No.	Number	Date	Description	UACS Code	PS	MOOE	FinEx	CO	Sub-Total	PS	MOOE	FinEx	CO	TOTAL	PS	MOOE	FinEx	CO	TOTAL	
1	2	3	4	5	6	7	8	9	10=(6+7+8+9)	11	12	13	14	15=(11+12+13+14)	16=(6+11)	17=(7+12)	18=(8+13)	19=(9+14)	20=(16+17+18+19)	
243	COMPREHENSIVE RELEASE PER ANNEX A AND A-1 OF NBC NO. 583 / R9-04	13-Jan-2021	Specific Budgets of National Government Agencies	101101	0.00	4,450,000.00	0.00	0.00	4,450,000.00	0.00	0.00	0.00	0.00	0.00	0.00	4,450,000.00	0.00	0.00	0.00	4,450,000.00
244	COMPREHENSIVE RELEASE PER ANNEX A AND A-1 OF NBC NO. 583 / R9-05	13-Jan-2021	Specific Budgets of National Government Agencies	101101	0.00	1,510,600.00	0.00	0.00	1,510,600.00	0.00	0.00	0.00	0.00	0.00	0.00	1,510,600.00	0.00	0.00	0.00	1,510,600.00
245	COMPREHENSIVE RELEASE PER ANNEX A AND A-1 OF NBC NO. 583 / R9-07	13-Jan-2021	Specific Budgets of National Government Agencies	101101	0.00	1,343,275.00	0.00	0.00	1,343,275.00	0.00	0.00	0.00	0.00	0.00	0.00	1,343,275.00	0.00	0.00	0.00	1,343,275.00
246	COMPREHENSIVE RELEASE PER ANNEX A AND A-1 OF NBC NO. 583 / R9-08	13-Jan-2021	Specific Budgets of National Government Agencies	101101	0.00	416,618.00	0.00	0.00	416,618.00	0.00	0.00	0.00	0.00	0.00	0.00	416,618.00	0.00	0.00	0.00	416,618.00
247	COMPREHENSIVE RELEASE PER ANNEX A AND A-1 OF NBC NO. 583 / R9-09	13-Jan-2021	Specific Budgets of National Government Agencies	101101	0.00	32,800.00	0.00	0.00	32,800.00	0.00	0.00	0.00	0.00	0.00	0.00	32,800.00	0.00	0.00	0.00	32,800.00
248	COMPREHENSIVE RELEASE PER ANNEX A AND A-1 OF NBC NO. 583 / R9-10	13-Jan-2021	Specific Budgets of National Government Agencies	101101	0.00	172,084.92	0.00	0.00	172,084.92	0.00	0.00	0.00	0.00	0.00	0.00	172,084.92	0.00	0.00	0.00	172,084.92
249	COMPREHENSIVE RELEASE THROUGH GARO/SARO / CAR-12	13-Jan-2021	Retirement and Life Insurance Premiums	104102	90,675.23	0.00	0.00	0.00	90,675.23	0.00	0.00	0.00	0.00	0.00	90,675.23	0.00	0.00	0.00	0.00	90,675.23
250	COMPREHENSIVE RELEASE THROUGH GARO/SARO / NCR-11	13-Jan-2021	Retirement and Life Insurance Premiums	104102	370,107.20	0.00	0.00	0.00	370,107.20	0.00	0.00	0.00	0.00	0.00	370,107.20	0.00	0.00	0.00	0.00	370,107.20
251	COMPREHENSIVE RELEASE THROUGH GARO/SARO / R3-24	13-Jan-2021	Retirement and Life Insurance Premiums	104102	15,624.48	0.00	0.00	0.00	15,624.48	0.00	0.00	0.00	0.00	0.00	15,624.48	0.00	0.00	0.00	0.00	15,624.48
252	COMPREHENSIVE RELEASE THROUGH GARO/SARO / R4A-13	13-Jan-2021	Retirement and Life Insurance Premiums	104102	361,300.60	0.00	0.00	0.00	361,300.60	0.00	0.00	0.00	0.00	0.00	361,300.60	0.00	0.00	0.00	0.00	361,300.60
253	COMPREHENSIVE RELEASE THROUGH GARO/SARO / R7-22	13-Jan-2021	Retirement and Life Insurance Premiums	104102	18,277.99	0.00	0.00	0.00	18,277.99	0.00	0.00	0.00	0.00	0.00	18,277.99	0.00	0.00	0.00	0.00	18,277.99
254	SARO-BMB-A-21-0004924 / CAR-05	07-Jul-2021	Miscellaneous Personnel Benefits Fund	101406	202,950.68	0.00	0.00	0.00	202,950.68	0.00	0.00	0.00	0.00	0.00	202,950.68	0.00	0.00	0.00	0.00	202,950.68
255	SARO-BMB-A-21-0004924 / NCR-07	07-Jul-2021	Miscellaneous Personnel Benefits Fund	101406	385,889.00	0.00	0.00	0.00	385,889.00	0.00	0.00	0.00	0.00	0.00	385,889.00	0.00	0.00	0.00	0.00	385,889.00
256	SARO-BMB-A-21-0004924 / R1-05	07-Jul-2021	Miscellaneous Personnel Benefits Fund	101406	269,145.55	0.00	0.00	0.00	269,145.55	0.00	0.00	0.00	0.00	0.00	269,145.55	0.00	0.00	0.00	0.00	269,145.55
257	SARO-BMB-A-21-0004924 / R10-04	07-Jul-2021	Miscellaneous Personnel Benefits Fund	101406	144,006.50	0.00	0.00	0.00	144,006.50	0.00	0.00	0.00	0.00	0.00	144,006.50	0.00	0.00	0.00	0.00	144,006.50
258	SARO-BMB-A-21-0004924 / R11-06	07-Jul-2021	Miscellaneous Personnel Benefits Fund	101406	356,110.30	0.00	0.00	0.00	356,110.30	0.00	0.00	0.00	0.00	0.00	356,110.30	0.00	0.00	0.00	0.00	356,110.30
259	SARO-BMB-A-21-0004924 / R12-08	07-Jul-2021	Miscellaneous Personnel Benefits Fund	101406	192,977.00	0.00	0.00	0.00	192,977.00	0.00	0.00	0.00	0.00	0.00	192,977.00	0.00	0.00	0.00	0.00	192,977.00
260	SARO-BMB-A-21-0004924 / R13-10	07-Jul-2021	Miscellaneous Personnel Benefits Fund	101406	127,590.05	0.00	0.00	0.00	127,590.05	0.00	0.00	0.00	0.00	0.00	127,590.05	0.00	0.00	0.00	0.00	127,590.05
261	SARO-BMB-A-21-0004924 / R2-08	07-Jul-2021	Miscellaneous Personnel Benefits Fund	101406	232,492.50	0.00	0.00	0.00	232,492.50	0.00	0.00	0.00	0.00	0.00	232,492.50	0.00	0.00	0.00	0.00	232,492.50
262	SARO-BMB-A-21-0004924 / R3-14	07-Jul-2021	Miscellaneous Personnel Benefits Fund	101406	303,511.78	0.00	0.00	0.00	303,511.78	0.00	0.00	0.00	0.00	0.00	303,511.78	0.00	0.00	0.00	0.00	303,511.78
263	SARO-BMB-A-21-0004924 / R3-19	07-Jul-2021	Miscellaneous Personnel Benefits Fund	101406	10,377.00	0.00	0.00	0.00	10,377.00	0.00	0.00	0.00	0.00	0.00	10,377.00	0.00	0.00	0.00	0.00	10,377.00
264	SARO-BMB-A-21-0004924 / R4A-08	07-Jul-2021	Miscellaneous Personnel Benefits Fund	101406	277,667.83	0.00	0.00	0.00	277,667.83	0.00	0.00	0.00	0.00	0.00	277,667.83	0.00	0.00	0.00	0.00	277,667.83
265	SARO-BMB-A-21-0004924 / R4B-06	07-Jul-2021	Miscellaneous Personnel Benefits Fund	101406	443,326.15	0.00	0.00	0.00	443,326.15	0.00	0.00	0.00	0.00	0.00	443,326.15	0.00	0.00	0.00	0.00	443,326.15
266	SARO-BMB-A-21-0004924 / R5-06	07-Jul-2021	Miscellaneous Personnel Benefits Fund	101406	174,873.60	0.00	0.00	0.00	174,873.60	0.00	0.00	0.00	0.00	0.00	174,873.60	0.00	0.00	0.00	0.00	174,873.60
267	SARO-BMB-A-21-0004924 / R6-08	07-Jul-2021	Miscellaneous Personnel Benefits Fund	101406	369,510.90	0.00	0.00	0.00	369,510.90	0.00	0.00	0.00	0.00	0.00	369,510.90	0.00	0.00	0.00	0.00	369,510.90
268	SARO-BMB-A-21-0004924 / R7-14	07-Jul-2021	Miscellaneous Personnel Benefits Fund	101406	494,674.05	0.00	0.00	0.00	494,674.05	0.00	0.00	0.00	0.00	0.00	494,674.05	0.00	0.00	0.00	0.00	494,674.05
269	SARO-BMB-A-21-0004924 / R8-08	07-Jul-2021	Miscellaneous Personnel Benefits Fund	101406	249,370.00	0.00	0.00	0.00	249,370.00	0.00	0.00	0.00	0.00	0.00	249,370.00	0.00	0.00	0.00	0.00	249,370.00
270	SARO-BMB-A-21-0004924 / R9-06	07-Jul-2021	Miscellaneous Personnel Benefits Fund	101406	224,383.98	0.00	0.00	0.00	224,383.98	0.00	0.00	0.00	0.00	0.00	224,383.98	0.00	0.00	0.00	0.00	224,383.98
	Sub-Total				13,258,316.16	172,452,955.93	0.00	0.00	185,711,272.09	0.00	0.00	0.00	0.00	0.00	13,258,316.16	172,452,955.93	0.00	0.00	0.00	185,711,272.09
	Sub-Total, 01 - Regular Agency Fund				674,435,269.16	2,117,967,955.93	3,580,000.00	35,430,000.00	2,831,413,225.09	(13,258,316.16)	(172,452,955.93)	0.00	0.00	0.00	(185,711,272.09)	661,176,953.00	1,945,515,000.00	3,580,000.00	35,430,000.00	2,645,701,953.00
	Total Allotments				674,435,269.16	2,117,967,955.93	3,580,000.00	35,430,000.00	2,831,413,225.09	(13,258,316.16)	(172,452,955.93)	0.00	0.00	0.00	(185,711,272.09)	661,176,953.00	1,945,515,000.00	3,580,000.00	35,430,000.00	2,645,701,953.00


JOSEPHINE G. ANDAYA

Chief, Budget Division

Date:


MILAGROS Y. SAY

OIC-ASEC for Admin and Finance

Date:


BERNADETTE ROMULO-PUYAT

Secretary

Date:



AGING OF UNPAID OBLIGATIONS

As at December 31, 2021

Department: Department of Tourism (DOT)
Agency: Office of the Secretary
Operating Unit: Central Office
Organization Code (UACS) : 21 001 0100000

Name of Creditors	Obligation Request and Status			AGING OF UNPAID OBLIGATIONS						
	Number	Date	Amount	Amount	90 days & below	91 to 180 days	181 to 270 days	271 to 365/366 days	More than 1 year but less than 2 years	More than 2 years
				5=(6+7+8+9+10+11)	6	7	8	9	10	11
1	2	3	4							
A. Due and Demandable Obligations (Accounts Payable)*			24,836,167.24	24,836,167.24	11,872,576.04	1,629,487.58	488,138.18	517,453.00	10,177,920.00	150,592.44
A.1 Current Year's Appropriations			13,489,784.01	13,489,784.01	11,372,158.25	1,629,487.58	488,138.18	0.00	0.00	0.00
Enrico Halli, Jr.	21-12-02292	2021-12-23	500.00	500.00	500.00	0.00	0.00	0.00	0.00	0.00
Paul Penfold	2021-12-02106	2021-12-10	18,541.55	18,541.55	18,541.55	0.00	0.00	0.00	0.00	0.00
Al Molecular Diagnostic Laboratory, Inc.	21-12-02055	2021-12-06	113,560.00	113,560.00	113,560.00	0.00	0.00	0.00	0.00	0.00
Annset Holidays, Inc.	21-12-02117	2021-12-10	63,647.00	63,647.00	63,647.00	0.00	0.00	0.00	0.00	0.00
Divina Gracia Matibag-Cabaddu	21-11-01871	2021-11-16	7,980.26	7,980.26	7,980.26	0.00	0.00	0.00	0.00	0.00
Raul Alcantara	21-07-01088	2021-07-22	67,500.00	67,500.00	0.00	67,500.00	0.00	0.00	0.00	0.00
Ana Maria Patricia Matalog	21-12-02154	2021-12-14	6,000.00	6,000.00	6,000.00	0.00	0.00	0.00	0.00	0.00
DOT Central Office	21-12-02572	2021-12-31	145,000.00	145,000.00	145,000.00	0.00	0.00	0.00	0.00	0.00
Renee Marie N. Reyes	21-12-02406	2021-12-31	2,010.00	2,010.00	2,010.00	0.00	0.00	0.00	0.00	0.00
Carlos Magnaye	21-12-02407	2021-12-31	33,900.00	33,900.00	33,900.00	0.00	0.00	0.00	0.00	0.00
Marissa Victoria Claustro	21-12-02329	2021-12-27	3,754.00	3,754.00	3,754.00	0.00	0.00	0.00	0.00	0.00
Justine Carlo Geronimo	21-12-02413	2021-12-31	2,418.00	2,418.00	2,418.00	0.00	0.00	0.00	0.00	0.00
Precy Salvacion Aguinaldo	21-12-02415	2021-12-31	1,260.00	1,260.00	1,260.00	0.00	0.00	0.00	0.00	0.00
Maria Rica Bueno	21-12-02301	2021-12-23	1,980.00	1,980.00	1,980.00	0.00	0.00	0.00	0.00	0.00
Myra Paz Abubakar	21-12-02286	2021-12-22	1,897.86	1,897.86	1,897.86	0.00	0.00	0.00	0.00	0.00
Karen Ongtangco	21-10-01752	2021-10-26	9,975.33	9,975.33	9,975.33	0.00	0.00	0.00	0.00	0.00
Enderun Colleges, Inc.	21-12-02014	2021-12-02	1,500,000.00	1,500,000.00	1,500,000.00	0.00	0.00	0.00	0.00	0.00
Clearbridge Medical Philippines, Inc.	21-12-02056	2021-12-06	60,390.00	60,390.00	60,390.00	0.00	0.00	0.00	0.00	0.00
Noemi Teresa Cancio	21-12-02237	2021-12-20	11,400.00	11,400.00	11,400.00	0.00	0.00	0.00	0.00	0.00
Beacon Solutions, Inc.	21-12-02054	2021-12-06	885,000.00	885,000.00	885,000.00	0.00	0.00	0.00	0.00	0.00
Mary Angelene Tolentino	21-12-02334	2021-12-28	11,300.00	11,300.00	11,300.00	0.00	0.00	0.00	0.00	0.00
DOT Central Office	various	2021-12-31	43,183.97	43,183.97	43,183.97	0.00	0.00	0.00	0.00	0.00
Christopher Morales	21-12-02273	2021-12-22	3,098.00	3,098.00	3,098.00	0.00	0.00	0.00	0.00	0.00

This report was generated using the Unified Reporting System on 16/02/2022 15:04 version.FAR3.1.1 ; Status : APPROVED

Department: Department of Tourism (DOT)
Agency: Office of the Secretary
Operating Unit: Central Office
Organization Code (UACS) : 21 001 0100000

Name of Creditors	Obligation Request and Status			AGING OF UNPAID OBLIGATIONS						
	Number	Date	Amount	Amount	90 days & below	91 to 180 days	181 to 270 days	271 to 365/366 days	More than 1 year but less than 2 years	More than 2 years
				5=(6+7+8+9+10+11)	6	7	8	9	10	11
Jennifer Olba	21-12-02399	2021-12-31	11,300.00	11,300.00	11,300.00	0.00	0.00	0.00	0.00	0.00
Marissa Victoria Claustro	21-12-02328	2021-12-27	2,280.00	2,280.00	2,280.00	0.00	0.00	0.00	0.00	0.00
Marissa Victoria Claustro	21-12-02414	2021-12-31	3,125.00	3,125.00	3,125.00	0.00	0.00	0.00	0.00	0.00
Ma. Teresa Fevidal	21-12-02422	2021-12-31	9,304.54	9,304.54	9,304.54	0.00	0.00	0.00	0.00	0.00
JC Jan Cueto	21-12-02145	2021-12-14	1,620.00	1,620.00	1,620.00	0.00	0.00	0.00	0.00	0.00
Christopher Morales	21-12-02372	2021-12-29	16,500.00	16,500.00	16,500.00	0.00	0.00	0.00	0.00	0.00
PTTC Trust Fund	21-11-01919	2021-11-22	2,400.00	2,400.00	2,400.00	0.00	0.00	0.00	0.00	0.00
Paradigma International, Inc.	21-12-02302	2021-12-23	66,119.98	66,119.98	66,119.98	0.00	0.00	0.00	0.00	0.00
Clearbridge Medical Philippines, Inc.	21-12-02299	2021-12-23	191,235.00	191,235.00	191,235.00	0.00	0.00	0.00	0.00	0.00
Martin Aguilar	21-12-02236	2021-12-20	11,400.00	11,400.00	11,400.00	0.00	0.00	0.00	0.00	0.00
Fortune Gate Corporation	21-05-00662	2021-05-19	31,500.00	31,500.00	0.00	0.00	31,500.00	0.00	0.00	0.00
Jerlie Ganiga	21-12-02390	2021-12-29	63,183.57	63,183.57	63,183.57	0.00	0.00	0.00	0.00	0.00
Mary Angelene Tolentino	21-12-02283	2021-12-22	2,878.00	2,878.00	2,878.00	0.00	0.00	0.00	0.00	0.00
Andrea Oca	21-12-02186	2021-12-16	4,000.00	4,000.00	4,000.00	0.00	0.00	0.00	0.00	0.00
Woodrow Maquiling, Jr.	21-12-02534	2021-12-31	38,361.29	38,361.29	38,361.29	0.00	0.00	0.00	0.00	0.00
Ryan Carlos	21-12-02404	2021-12-31	3,112.00	3,112.00	3,112.00	0.00	0.00	0.00	0.00	0.00
Sharlemagne Valdez	21-12-02421	2021-12-31	1,260.00	1,260.00	1,260.00	0.00	0.00	0.00	0.00	0.00
Carlos Magnaye	21-12-02256	2021-12-31	2,999.00	2,999.00	2,999.00	0.00	0.00	0.00	0.00	0.00
Jennifer Rucio	21-12-02143	2021-12-13	1,960.00	1,960.00	1,960.00	0.00	0.00	0.00	0.00	0.00
DOT Central Office	21-12-02537	2021-12-31	133,982.79	133,982.79	133,982.79	0.00	0.00	0.00	0.00	0.00
Career Executive Service Board	21-11-01879	2021-11-17	20,000.00	20,000.00	20,000.00	0.00	0.00	0.00	0.00	0.00
Marvin Noroña	2021-12-02107	2021-12-10	55,789.05	55,789.05	55,789.05	0.00	0.00	0.00	0.00	0.00
Noemi Teresa Cancio	21-12-02182	2021-12-15	13,800.00	13,800.00	13,800.00	0.00	0.00	0.00	0.00	0.00
Shaliane Carvajal	21-12-02006	2021-12-01	5,800.02	5,800.02	5,800.02	0.00	0.00	0.00	0.00	0.00
Nonpareil Int'l. Freight & Cargo Services, Inc.	21-08-01203	2021-08-10	36,064.00	36,064.00	0.00	36,064.00	0.00	0.00	0.00	0.00
Winifredo Godinez, Jr.	21-12-02298	2021-12-23	500.00	500.00	500.00	0.00	0.00	0.00	0.00	0.00
Godofredo Maldonado, Jr.	21-12-02319	2021-12-27	2,998.00	2,998.00	2,998.00	0.00	0.00	0.00	0.00	0.00
Jennifer Olba	21-12-02398	2021-12-31	4,000.00	4,000.00	4,000.00	0.00	0.00	0.00	0.00	0.00
Christopher Morales	21-12-02272	2021-12-22	13,300.00	13,300.00	13,300.00	0.00	0.00	0.00	0.00	0.00

This report was generated using the Unified Reporting System on 16/02/2022 15:04 version.FAR3.1.1 ; Status : APPROVED

Department: Department of Tourism (DOT)
Agency: Office of the Secretary
Operating Unit: Central Office
Organization Code (UACS) : 21 001 0100000

Name of Creditors	Obligation Request and Status			AGING OF UNPAID OBLIGATIONS						
	Number	Date	Amount	Amount	90 days & below	91 to 180 days	181 to 270 days	271 to 365/366 days	More than 1 year but less than 2 years	More than 2 years
				5=(6+7+8+9+10+11)	6	7	8	9	10	11
1	2	3	4							
DOT Central Office	various2	2021-12-31	358,567.24	358,567.24	358,567.24	0.00	0.00	0.00	0.00	0.00
Angelica Paula Lapeña	21-12-02408	2021-12-31	2,610.00	2,610.00	2,610.00	0.00	0.00	0.00	0.00	0.00
Jennifer Rucio	21-12-02420	2021-12-31	1,736.00	1,736.00	1,736.00	0.00	0.00	0.00	0.00	0.00
DOT Central Office	21-12-02643	2021-12-31	78,807.33	78,807.33	78,807.33	0.00	0.00	0.00	0.00	0.00
Angelica Paula Lapeña	21-12-02144	2021-12-14	1,700.00	1,700.00	1,700.00	0.00	0.00	0.00	0.00	0.00
Maricel Malalad	21-12-02371	2021-12-29	8,626.00	8,626.00	8,626.00	0.00	0.00	0.00	0.00	0.00
National Printing Office	21-12-02320	2021-12-27	14,380.00	14,380.00	14,380.00	0.00	0.00	0.00	0.00	0.00
Marc Joriel De Jesus	21-12-02079	2021-12-09	48,000.00	48,000.00	48,000.00	0.00	0.00	0.00	0.00	0.00
Andrea Morales	21-03-00358	2021-03-24	436,638.18	436,638.18	0.00	0.00	436,638.18	0.00	0.00	0.00
Katrish Degoma	21-12-02012	2021-12-02	5,000.00	5,000.00	5,000.00	0.00	0.00	0.00	0.00	0.00
Petron Corporation	21-08-01224	2021-08-12	174,559.08	174,559.08	0.00	174,559.08	0.00	0.00	0.00	0.00
Roger Cruz	21-12-02294	2021-12-23	200.00	200.00	200.00	0.00	0.00	0.00	0.00	0.00
Claudette Olive Maximo	21-12-02064	2021-12-07	4,000.00	4,000.00	4,000.00	0.00	0.00	0.00	0.00	0.00
Biviana Severa	21-12-02396	2021-12-31	3,010.00	3,010.00	3,010.00	0.00	0.00	0.00	0.00	0.00
Czarina Loyola	21-12-02424	2021-12-31	11,300.00	11,300.00	11,300.00	0.00	0.00	0.00	0.00	0.00
Marissa Victoria Claustro	21-12-02327	2021-12-27	3,260.00	3,260.00	3,260.00	0.00	0.00	0.00	0.00	0.00
Precy Salvacion Aguinaldo	21-12-02410	2021-12-31	1,320.00	1,320.00	1,320.00	0.00	0.00	0.00	0.00	0.00
Angelica Paula Lapeña	21-12-02419	2021-12-31	1,510.00	1,510.00	1,510.00	0.00	0.00	0.00	0.00	0.00
Milagros Say	21-12-02571	2021-12-31	2,096,541.49	2,096,541.49	2,096,541.49	0.00	0.00	0.00	0.00	0.00
Sharlemagne Valdez	21-12-02166	2021-12-14	2,140.00	2,140.00	2,140.00	0.00	0.00	0.00	0.00	0.00
DOT Central Office	21-12-02558	2021-12-31	74,104.42	74,104.42	74,104.42	0.00	0.00	0.00	0.00	0.00
Mikhaela Bianca Dela Paz	2021-10-01553	2021-10-05	4,000.00	4,000.00	4,000.00	0.00	0.00	0.00	0.00	0.00
Ma. Cherry Lyn Rodolfo	2021-12-02077	2021-12-09	48,000.00	48,000.00	48,000.00	0.00	0.00	0.00	0.00	0.00
D' Triumph Cleaners and Allied Services, Inc.	21-06-00771	2021-06-03	584,871.58	584,871.58	0.00	584,871.58	0.00	0.00	0.00	0.00
Cristy Barrameda	21-12-02005	2021-12-01	5,633.37	5,633.37	5,633.37	0.00	0.00	0.00	0.00	0.00
Aremos Security & Investigation Agency	21-07-01012	2021-07-07	766,492.92	766,492.92	0.00	766,492.92	0.00	0.00	0.00	0.00
Edgardo Tamayo	21-12-02296	2021-12-23	500.00	500.00	500.00	0.00	0.00	0.00	0.00	0.00
JC Jan Cueto	21-12-02163	2021-12-14	1,540.00	1,540.00	1,540.00	0.00	0.00	0.00	0.00	0.00
Biviana Severa	21-12-02395	2021-12-31	2,500.00	2,500.00	2,500.00	0.00	0.00	0.00	0.00	0.00

This report was generated using the Unified Reporting System on 16/02/2022 15:04 version.FAR3.1.1 ; Status : APPROVED

Department: Department of Tourism (DOT)
Agency: Office of the Secretary
Operating Unit: Central Office
Organization Code (UACS) : 21 001 0100000

Name of Creditors	Obligation Request and Status			AGING OF UNPAID OBLIGATIONS						
	Number	Date	Amount	Amount	90 days & below	91 to 180 days	181 to 270 days	271 to 365/366 days	More than 1 year but less than 2 years	More than 2 years
				5=(6+7+8+9+10+11)	6	7	8	9	10	11
1	2	3	4							
Precy Salvacion Aguinaldo	21-12-02331	2021-12-27	2,246.00	2,246.00	2,246.00	0.00	0.00	0.00	0.00	0.00
Jennifer Rucio	21-12-02411	2021-12-31	2,261.00	2,261.00	2,261.00	0.00	0.00	0.00	0.00	0.00
Ma. Teresa Fevidal	21-12-02418	2021-12-31	1,260.00	1,260.00	1,260.00	0.00	0.00	0.00	0.00	0.00
DOT Central Office	21-12-02548	2021-12-31	3,676,071.69	3,676,071.69	3,676,071.69	0.00	0.00	0.00	0.00	0.00
Justine Carlo Geronimo	21-12-02165	2021-12-14	1,924.00	1,924.00	1,924.00	0.00	0.00	0.00	0.00	0.00
DOT Central Office	various3	2021-12-31	380,000.00	380,000.00	380,000.00	0.00	0.00	0.00	0.00	0.00
Marino Sarabia	21-12-02295	2021-12-23	500.00	500.00	500.00	0.00	0.00	0.00	0.00	0.00
St. Girard Printers, Inc.	21-11-01960	2021-11-24	33,796.00	33,796.00	33,796.00	0.00	0.00	0.00	0.00	0.00
Romeo Santos	2021-12-02078	2021-12-09	48,000.00	48,000.00	48,000.00	0.00	0.00	0.00	0.00	0.00
Exact Check Diagnostic Center, Inc.	21-10-01622	2021-10-14	26,850.00	26,850.00	26,850.00	0.00	0.00	0.00	0.00	0.00
Achievers Sales Corporation	21-10-01589	2021-10-08	24,824.00	24,824.00	24,824.00	0.00	0.00	0.00	0.00	0.00
First Pacific Leadership Academy	21-12-02488	2021-12-31	2,100.00	2,100.00	2,100.00	0.00	0.00	0.00	0.00	0.00
Virgilio Tamayo	21-12-02293	2021-12-23	500.00	500.00	500.00	0.00	0.00	0.00	0.00	0.00
Jennifer Rucio	21-12-02160	2021-12-14	1,931.00	1,931.00	1,931.00	0.00	0.00	0.00	0.00	0.00
Raymund Glen Agustin	21-12-02405	2021-12-31	2,500.00	2,500.00	2,500.00	0.00	0.00	0.00	0.00	0.00
Justine Carlo Geronimo	21-12-02326	2021-12-27	990.00	990.00	990.00	0.00	0.00	0.00	0.00	0.00
JC Jan Cueto	21-12-02412	2021-12-31	1,960.00	1,960.00	1,960.00	0.00	0.00	0.00	0.00	0.00
Marissa Victoria Claustro	21-12-02417	2021-12-31	2,666.00	2,666.00	2,666.00	0.00	0.00	0.00	0.00	0.00
Sharlemagne Valdez	21-12-02164	2021-12-14	2,310.00	2,310.00	2,310.00	0.00	0.00	0.00	0.00	0.00
Blessy Grace Tansingco	21-12-02162	2021-12-14	900.00	900.00	900.00	0.00	0.00	0.00	0.00	0.00
DOT Central Office	various4	2021-12-31	371,000.00	371,000.00	371,000.00	0.00	0.00	0.00	0.00	0.00
Racris Templanza	21-12-02297	2021-12-23	500.00	500.00	500.00	0.00	0.00	0.00	0.00	0.00
Ali Loraine Manrique	2021-12-02180	2021-12-15	13,646.27	13,646.27	13,646.27	0.00	0.00	0.00	0.00	0.00
Total Exhibit and Expo Solutions, Inc.	2021-11-01899	2021-11-19	127,000.00	127,000.00	127,000.00	0.00	0.00	0.00	0.00	0.00
PLDT, Inc.	21-12-02463	2021-12-31	219,650.23	219,650.23	219,650.23	0.00	0.00	0.00	0.00	0.00
Kaifashion Philippines, Inc.	2021-11-01872	2021-11-16	13,300.00	13,300.00	13,300.00	0.00	0.00	0.00	0.00	0.00
Audelle Zamora	21-03-00239	2021-03-03	20,000.00	20,000.00	0.00	0.00	20,000.00	0.00	0.00	0.00
Joy Cunanan	21-12-02181	2021-12-15	2,500.00	2,500.00	2,500.00	0.00	0.00	0.00	0.00	0.00
Nenita Saludo	21-12-02274	2021-12-22	4,000.00	4,000.00	4,000.00	0.00	0.00	0.00	0.00	0.00

Department: Department of Tourism (DOT)
Agency: Office of the Secretary
Operating Unit: Central Office
Organization Code (UACS) : 21 001 0100000

Name of Creditors	Obligation Request and Status			AGING OF UNPAID OBLIGATIONS						
	Number	Date	Amount	Amount	90 days & below	91 to 180 days	181 to 270 days	271 to 365/366 days	More than 1 year but less than 2 years	More than 2 years
1	2	3	4							
Mary Angelene Tolentino	21-12-02394	2022-01-31	11,300.00	11,300.00	11,300.00	0.00	0.00	0.00	0.00	0.00
Precy Salvacion Aguinaldo	21-12-02330	2021-12-27	2,082.00	2,082.00	2,082.00	0.00	0.00	0.00	0.00	0.00
JC Jan Cueto	21-12-02416	2021-12-31	1,260.00	1,260.00	1,260.00	0.00	0.00	0.00	0.00	0.00
Sharlemagne Valdez	21-12-02161	2021-12-14	1,540.00	1,540.00	1,540.00	0.00	0.00	0.00	0.00	0.00
Angelica Paula Lapeña	21-12-02167	2021-12-14	1,800.00	1,800.00	1,800.00	0.00	0.00	0.00	0.00	0.00
Sub-total			13,489,784.01	13,489,784.01	11,372,158.25	1,629,487.58	488,138.18	0.00	0.00	0.00
A.2 Prior Years' Appropriations			11,346,383.23	11,346,383.23	500,417.79	0.00	0.00	517,453.00	10,177,920.00	150,592.44
Amigotek Corporation	19-06-01790	2019-06-26	150,592.44	150,592.44	0.00	0.00	0.00	0.00	0.00	150,592.44
TRIPS, Inc.	CA20-02-0044	2021-02-03	517,453.00	517,453.00	0.00	0.00	0.00	517,453.00	0.00	0.00
Gocom Systems and Solutions Corporation	20-12-02334	2020-12-29	10,177,920.00	10,177,920.00	0.00	0.00	0.00	0.00	10,177,920.00	0.00
Ateneo De Manila University	CA21-10-0243	2021-10-20	14,200.00	14,200.00	14,200.00	0.00	0.00	0.00	0.00	0.00
Katherine Alcantara	CA20-12-0256	2021-12-17	486,217.79	486,217.79	486,217.79	0.00	0.00	0.00	0.00	0.00
Sub-total			11,346,383.23	11,346,383.23	500,417.79	0.00	0.00	517,453.00	10,177,920.00	150,592.44
Total			24,836,167.24	24,836,167.24	11,872,576.04	1,629,487.58	488,138.18	517,453.00	10,177,920.00	150,592.44
B. Not Yet Due and Demandable Obligations*			688,546,995.36	688,546,995.36	431,188,951.37	208,693,714.27	15,031,047.46	33,633,282.26	0.00	0.00
B.1 Current Year's Appropriations			653,084,037.71	653,084,037.71	425,097,258.60	207,837,522.27	14,655,858.20	5,493,398.64	0.00	0.00
COMS 360, INC	2021-11-01827	2021-11-09	19,959,884.00	19,959,884.00	19,959,884.00	0.00	0.00	0.00	0.00	0.00
Hazel Habito Javier	2021-12-02599	2021-12-31	68,468.34	68,468.34	68,468.34	0.00	0.00	0.00	0.00	0.00
CCT 168 Travel and Tour Corp.	2021-12-02323	2021-12-27	896,000.00	896,000.00	896,000.00	0.00	0.00	0.00	0.00	0.00
BCB Events and Marketing Management Inc.	2021-12-02491	2021-12-31	13,444,684.00	13,444,684.00	13,444,684.00	0.00	0.00	0.00	0.00	0.00
Siam Tourism Group Co., Ltd.	2021-12-02351	2021-12-29	1,336,938.25	1,336,938.25	1,336,938.25	0.00	0.00	0.00	0.00	0.00
Golden Jade Trading Services Co., Ltd.	2021-12-02349	2021-12-29	2,544,000.00	2,544,000.00	2,544,000.00	0.00	0.00	0.00	0.00	0.00
Enderun Colleges, Inc.	2021-12-02431	2021-12-31	300,000.00	300,000.00	300,000.00	0.00	0.00	0.00	0.00	0.00
PT VFS Services Indonesia	2021-12-02473	2021-12-31	1,508,000.00	1,508,000.00	1,508,000.00	0.00	0.00	0.00	0.00	0.00
Jerome B. Diaz	2021-12-02479	2021-12-31	75,154.56	75,154.56	75,154.56	0.00	0.00	0.00	0.00	0.00
Alan P. Palad	2021-12-02461	2021-12-31	5,000.00	5,000.00	5,000.00	0.00	0.00	0.00	0.00	0.00
DOT Central Office	2021-12-02453	2021-12-31	42,000.00	42,000.00	42,000.00	0.00	0.00	0.00	0.00	0.00
DOT Central Office	2021-12-02445	2021-12-31	44,000.00	44,000.00	44,000.00	0.00	0.00	0.00	0.00	0.00
8 Times 8 General Merchandise	2021-12-02434	2021-12-31	12,000.00	12,000.00	12,000.00	0.00	0.00	0.00	0.00	0.00

Department: Department of Tourism (DOT)
Agency: Office of the Secretary
Operating Unit: Central Office
Organization Code (UACS) : 21 001 0100000

Name of Creditors	Obligation Request and Status			AGING OF UNPAID OBLIGATIONS						
	Number	Date	Amount	Amount	90 days & below	91 to 180 days	181 to 270 days	271 to 365/366 days	More than 1 year but less than 2 years	More than 2 years
				5=(6+7+8+9+10+11)	6	7	8	9	10	11
1	2	3	4							
Jertie S. Ganiga	2021-12-02390	2021-12-29	63,183.57	63,183.57	63,183.57	0.00	0.00	0.00	0.00	0.00
Paradigma International INC.	2021-12-02302	2021-12-23	32,400.00	32,400.00	32,400.00	0.00	0.00	0.00	0.00	0.00
Orientwind Travel and Tours	2021-12-02261	2021-12-21	332,000.00	332,000.00	332,000.00	0.00	0.00	0.00	0.00	0.00
Verna C. Buensuceso	2021-12-02248	2021-12-21	12,000.00	12,000.00	12,000.00	0.00	0.00	0.00	0.00	0.00
Gloria Baken W. Sly	2021-12-02209	2021-12-17	13,800.00	13,800.00	13,800.00	0.00	0.00	0.00	0.00	0.00
Enderun Colleges Inc.	2021-12-02172	2021-12-15	891,000.00	891,000.00	891,000.00	0.00	0.00	0.00	0.00	0.00
Adcure Trading Incorporated	2021-12-02104	2021-12-10	45,044.00	45,044.00	45,044.00	0.00	0.00	0.00	0.00	0.00
Sodexo Benefits and Rewards Services Philippines, INC.	2021-12-02067	2021-12-07	3,575,000.00	3,575,000.00	3,575,000.00	0.00	0.00	0.00	0.00	0.00
Vanguard Assessments and Behavioral Dynamics International Corporation	2021-12-02034	2021-12-03	150,000.00	150,000.00	150,000.00	0.00	0.00	0.00	0.00	0.00
Pioneer Professional Academy of Asia, INC.	2021-11-01864	2021-11-12	680,000.00	680,000.00	680,000.00	0.00	0.00	0.00	0.00	0.00
Esco PTE. LTD.	2021-10-01617	2021-10-13	77,939.92	77,939.92	77,939.92	0.00	0.00	0.00	0.00	0.00
UBIX Corporation	2021-07-01019	2021-07-09	302,755.16	302,755.16	0.00	302,755.16	0.00	0.00	0.00	0.00
Ubx Corporation	2021-03-00355	2021-03-23	887,090.47	887,090.47	0.00	0.00	887,090.47	0.00	0.00	0.00
Justine Carlo J. Geronimo	2021-12-02413	2021-12-31	2,418.00	2,418.00	2,418.00	0.00	0.00	0.00	0.00	0.00
Ryan Carlos	2021-12-02404	2021-12-31	3,112.00	3,112.00	3,112.00	0.00	0.00	0.00	0.00	0.00
Biviana G. Severa	2021-12-02395	2021-12-31	2,500.00	2,500.00	2,500.00	0.00	0.00	0.00	0.00	0.00
Ma. Teresa U. Fevidal	2021-12-02332	2021-12-29	3,524.00	3,524.00	3,524.00	0.00	0.00	0.00	0.00	0.00
Godofredo R. Maldonado, Jr.	2021-12-02319	2021-12-27	2,998.00	2,998.00	2,998.00	0.00	0.00	0.00	0.00	0.00
Miriam C. Palabrica	2021-12-02309	2021-12-24	32,400.00	32,400.00	32,400.00	0.00	0.00	0.00	0.00	0.00
LBP/Eleanor A. Palima	2021-09-01490	2021-09-24	1,107,929.16	1,107,929.16	1,107,929.16	0.00	0.00	0.00	0.00	0.00
LBP/Katherine A. Alcantara	2021-06-00872	2021-06-23	2,308,613.00	2,308,613.00	0.00	2,308,613.00	0.00	0.00	0.00	0.00
Petron Corporation	2021-03-00314	2021-03-10	997,098.01	997,098.01	0.00	0.00	997,098.01	0.00	0.00	0.00
LBP/Hazel H. Javier	2021-06-00881	2021-06-23	1,898,218.00	1,898,218.00	0.00	1,898,218.00	0.00	0.00	0.00	0.00
LBP/Liliosa B. Libosada	2021-06-00898	2021-06-24	4,250,000.00	4,250,000.00	0.00	4,250,000.00	0.00	0.00	0.00	0.00
Southwest Tours (Boracay) INC.	2021-11-01982	2021-11-29	45,920.00	45,920.00	45,920.00	0.00	0.00	0.00	0.00	0.00
FleetSERV, Inc	2021-04-00398	2021-04-06	20,951.00	20,951.00	0.00	0.00	20,951.00	0.00	0.00	0.00
LBP/Marie Soleil P. Tropicales (FE)	2021-06-00899	2021-06-24	12,937.50	12,937.50	0.00	12,937.50	0.00	0.00	0.00	0.00
Anabelle O. Moreno	2021-12-02306	2021-12-24	32,400.00	32,400.00	32,400.00	0.00	0.00	0.00	0.00	0.00

Department: Department of Tourism (DOT)
Agency: Office of the Secretary
Operating Unit: Central Office
Organization Code (UACS) : 21 001 0100000

Name of Creditors	Obligation Request and Status			AGING OF UNPAID OBLIGATIONS						
	Number	Date	Amount	Amount	90 days & below	91 to 180 days	181 to 270 days	271 to 365/366 days	More than 1 year but less than 2 years	More than 2 years
				5=(6+7+8+9+10+11)	6	7	8	9	10	11
1	2	3	4							
Charmielyn Sy	2021-12-02238	2021-12-20	11,400.00	11,400.00	11,400.00	0.00	0.00	0.00	0.00	0.00
Sweet Onion Cuisine & Catering Services Corp.	2021-12-02202	2021-12-17	15,200.00	15,200.00	15,200.00	0.00	0.00	0.00	0.00	0.00
Gracey's Gourmet Kitchen	2021-12-02071	2021-12-09	78,920.00	78,920.00	78,920.00	0.00	0.00	0.00	0.00	0.00
Events Organizer Network, INC (EON)	2021-06-00868	2021-06-22	11,991,619.48	11,991,619.48	0.00	0.00	11,991,619.48	0.00	0.00	0.00
Touch XDA, INC	2021-11-01951	2021-11-23	34,000,000.00	34,000,000.00	34,000,000.00	0.00	0.00	0.00	0.00	0.00
Palacio Warren	2021-12-02598	2021-12-31	304,907.16	304,907.16	304,907.16	0.00	0.00	0.00	0.00	0.00
Donsol Eco Tour Inc.	2021-12-02324	2021-12-27	948,500.00	948,500.00	948,500.00	0.00	0.00	0.00	0.00	0.00
CCT 168 Travel and Tour Corp.	2021-12-02576	2021-12-31	11,824,050.00	11,824,050.00	11,824,050.00	0.00	0.00	0.00	0.00	0.00
Siam Tourism Group Co., Ltd.	2021-12-02347	2021-12-29	2,876,047.65	2,876,047.65	2,876,047.65	0.00	0.00	0.00	0.00	0.00
Certeza Infosys Corp and Technoeearth Systems Corporation (Joint Venture)	2021-11-01788	2021-11-02	3,999,999.75	3,999,999.75	3,999,999.75	0.00	0.00	0.00	0.00	0.00
Annsset Holidays, Inc.	2021-12-02430	2021-12-31	1,002,327.00	1,002,327.00	1,002,327.00	0.00	0.00	0.00	0.00	0.00
PT VFS Services Indonesia	2021-12-02474	2021-12-31	2,443,256.92	2,443,256.92	2,443,256.92	0.00	0.00	0.00	0.00	0.00
DOT Central Office	2021-12-02478	2021-12-31	131,000.00	131,000.00	131,000.00	0.00	0.00	0.00	0.00	0.00
Erin Veronique V. Esguerra	2021-12-02460	2021-12-31	5,000.00	5,000.00	5,000.00	0.00	0.00	0.00	0.00	0.00
DOT Central Office	2021-12-02452	2021-12-31	70,000.00	70,000.00	70,000.00	0.00	0.00	0.00	0.00	0.00
Ruth T. Elequin	2021-12-02443	2021-12-31	7,652.46	7,652.46	7,652.46	0.00	0.00	0.00	0.00	0.00
Julyda C. Dulay	2021-12-02425	2021-12-31	2,000.00	2,000.00	2,000.00	0.00	0.00	0.00	0.00	0.00
Annsset Holidays, INC.	2021-12-02333	2021-12-27	132,500.00	132,500.00	132,500.00	0.00	0.00	0.00	0.00	0.00
Clearbridge Medical Philippines	2021-12-02299	2021-12-23	32,400.00	32,400.00	32,400.00	0.00	0.00	0.00	0.00	0.00
Total Exhibit and Expo Solutions, INC.	2021-12-02260	2021-12-21	527,000.00	527,000.00	527,000.00	0.00	0.00	0.00	0.00	0.00
Verna C. Buensuceso	2021-12-02247	2021-12-21	10,500.00	10,500.00	10,500.00	0.00	0.00	0.00	0.00	0.00
Ryan Mejia	2021-12-02208	2021-12-17	13,200.00	13,200.00	13,200.00	0.00	0.00	0.00	0.00	0.00
Clearbridge Medical Philippines, INC.	2021-12-02170	2021-12-15	300,850.00	300,850.00	300,850.00	0.00	0.00	0.00	0.00	0.00
Durga Das Publications (Middle East) FZE	2021-12-02102	2021-12-10	5,250,000.00	5,250,000.00	5,250,000.00	0.00	0.00	0.00	0.00	0.00
LBP/Philippine Department of Tourism - Frankfurt	2021-12-02051	2021-12-06	1,043,100.00	1,043,100.00	1,043,100.00	0.00	0.00	0.00	0.00	0.00
Enderun Colleges, INC	2021-12-02014	2021-12-02	1,500,000.00	1,500,000.00	1,500,000.00	0.00	0.00	0.00	0.00	0.00
Pioneer Professional Academy of Asia, INC.	2021-11-01863	2021-11-12	980,000.00	980,000.00	980,000.00	0.00	0.00	0.00	0.00	0.00
Philippine Daily Inquirer, INC.	2021-10-01573	2021-10-07	268,497.60	268,497.60	268,497.60	0.00	0.00	0.00	0.00	0.00

Department: Department of Tourism (DOT)
Agency: Office of the Secretary
Operating Unit: Central Office
Organization Code (UACS) : 21 001 0100000

Name of Creditors	Obligation Request and Status			AGING OF UNPAID OBLIGATIONS						
	Number	Date	Amount	Amount	90 days & below	91 to 180 days	181 to 270 days	271 to 365/366 days	More than 1 year but less than 2 years	More than 2 years
				5=(6+7+8+9+10+11)	6	7	8	9	10	11
1	2	3	4							
Aremos Security and Investigation Agency	2021-07-01012	2021-07-07	766,492.92	766,492.92	0.00	766,492.92	0.00	0.00	0.00	0.00
Julyda C. Dulay	2021-12-02426	2021-12-31	1,200.00	1,200.00	1,200.00	0.00	0.00	0.00	0.00	0.00
JC Jan O. Cueto	2021-12-02412	2021-12-31	1,960.00	1,960.00	1,960.00	0.00	0.00	0.00	0.00	0.00
Manette T. Reyes	2021-12-02403	2021-12-31	348.80	348.80	348.80	0.00	0.00	0.00	0.00	0.00
Mary Angelene A. Tolentino	2021-12-02394	2021-12-31	11,300.00	11,300.00	11,300.00	0.00	0.00	0.00	0.00	0.00
Precy-Salvacion T. Aguinaldo	2021-12-02331	2021-12-29	2,246.00	2,246.00	2,246.00	0.00	0.00	0.00	0.00	0.00
Rolando B. Nino De Guzman	2021-12-02317	2021-12-27	2,850.00	2,850.00	2,850.00	0.00	0.00	0.00	0.00	0.00
Miriam C. Palabrica	2021-12-02308	2021-12-24	32,400.00	32,400.00	32,400.00	0.00	0.00	0.00	0.00	0.00
LBP/Liliosa B. Libosada	2021-09-01491	2021-09-24	2,177,543.68	2,177,543.68	2,177,543.68	0.00	0.00	0.00	0.00	0.00
LBP/Faye Lena R. Castro	2021-06-00873	2021-06-23	1,789,883.50	1,789,883.50	0.00	1,789,883.50	0.00	0.00	0.00	0.00
Nonpareil International Freight and Cargo Services, INC	2021-05-00714	2021-05-27	748,627.16	748,627.16	0.00	0.00	748,627.16	0.00	0.00	0.00
LBP/Luz A. Navarro	2021-06-00883	2021-06-23	2,122,887.50	2,122,887.50	0.00	2,122,887.50	0.00	0.00	0.00	0.00
LBP/Marie Soleil P. Tropicales	2021-06-00899	2021-06-24	2,750,000.00	2,750,000.00	0.00	2,750,000.00	0.00	0.00	0.00	0.00
Procurement Service - DBM	2021-05-00683	2021-05-25	10,472.08	10,472.08	0.00	0.00	10,472.08	0.00	0.00	0.00
LBP/PT VFS Services Indonesia (FE)	2021-12-02475	2021-12-31	6,647.14	6,647.14	6,647.14	0.00	0.00	0.00	0.00	0.00
Anabelle O. Moreno	2021-12-02305	2021-12-24	32,400.00	32,400.00	32,400.00	0.00	0.00	0.00	0.00	0.00
Noemi Teresa J. Cancio	2021-12-02237	2021-12-20	11,400.00	11,400.00	11,400.00	0.00	0.00	0.00	0.00	0.00
Martin Aguilar	2021-12-02195	2021-12-17	13,800.00	13,800.00	13,800.00	0.00	0.00	0.00	0.00	0.00
Viva Sales Enterprises	2021-12-02070	2021-12-09	16,326.50	16,326.50	16,326.50	0.00	0.00	0.00	0.00	0.00
Tribal DDB, INC	2021-06-00867	2021-06-22	34,997,760.00	34,997,760.00	0.00	34,997,760.00	0.00	0.00	0.00	0.00
Gwendolyn S. Batoon	2021-12-02597	2021-12-31	5,285.77	5,285.77	5,285.77	0.00	0.00	0.00	0.00	0.00
Philippine Survey and Research Center	2021-12-02076	2021-12-09	3,914,400.00	3,914,400.00	3,914,400.00	0.00	0.00	0.00	0.00	0.00
Mediasense, Inc.	2021-10-01750	2021-10-26	4,740,792.00	4,740,792.00	4,740,792.00	0.00	0.00	0.00	0.00	0.00
Siam Tourism Group Co., Ltd.	2021-12-02348	2021-12-29	2,845,828.00	2,845,828.00	2,845,828.00	0.00	0.00	0.00	0.00	0.00
Enderun Colleges Inc.	2021-12-02444	2021-12-31	999,000.00	999,000.00	999,000.00	0.00	0.00	0.00	0.00	0.00
Informa Markets Limited	2021-12-02336	2021-12-28	785,000.00	785,000.00	785,000.00	0.00	0.00	0.00	0.00	0.00
PT VFS Services Indonesia	2021-12-02475	2021-12-31	1,262,856.92	1,262,856.92	1,262,856.92	0.00	0.00	0.00	0.00	0.00
DOT Central Office	2021-12-02477	2021-12-31	85,701.00	85,701.00	85,701.00	0.00	0.00	0.00	0.00	0.00
DOT Central Office	2021-12-02459	2021-12-31	10,000.00	10,000.00	10,000.00	0.00	0.00	0.00	0.00	0.00

This report was generated using the Unified Reporting System on 16/02/2022 15:04 version.FAR3.1.1 ; Status : APPROVED

Department: Department of Tourism (DOT)
Agency: Office of the Secretary
Operating Unit: Central Office
Organization Code (UACS) : 21 001 0100000

Name of Creditors	Obligation Request and Status			AGING OF UNPAID OBLIGATIONS						
	Number	Date	Amount	Amount	90 days & below	91 to 180 days	181 to 270 days	271 to 365/366 days	More than 1 year but less than 2 years	More than 2 years
				5=(6+7+8+9+10+11)	6	7	8	9	10	11
1	2	3	4							
DOT Central Office	2021-12-02451	2021-12-31	15,000.00	15,000.00	15,000.00	0.00	0.00	0.00	0.00	0.00
Ramil S. Basuel	2021-12-02442	2021-12-31	2,796.00	2,796.00	2,796.00	0.00	0.00	0.00	0.00	0.00
Czarina Zara-Loyola	2021-12-02424	2021-12-31	11,300.00	11,300.00	11,300.00	0.00	0.00	0.00	0.00	0.00
Two Eco, INC.	2021-12-02321	2021-12-27	3,900,000.00	3,900,000.00	3,900,000.00	0.00	0.00	0.00	0.00	0.00
Moodlearning, INC	2021-10-01714	2021-10-25	4,780,000.00	4,780,000.00	4,780,000.00	0.00	0.00	0.00	0.00	0.00
Tourism Industry Board Foundation, INC.	2021-12-02259	2021-12-21	450,400.00	450,400.00	450,400.00	0.00	0.00	0.00	0.00	0.00
CCT 168 Travel and Tours Corporation	2021-12-02242	2021-12-20	600,000.00	600,000.00	600,000.00	0.00	0.00	0.00	0.00	0.00
Rhea Corina Mejia	2021-12-02207	2021-12-17	13,200.00	13,200.00	13,200.00	0.00	0.00	0.00	0.00	0.00
Next Innovation INC.	2021-12-02151	2021-12-14	875,000.00	875,000.00	875,000.00	0.00	0.00	0.00	0.00	0.00
Durga Das Publications (Middle East) FZE	2021-12-02101	2021-12-10	2,106,300.00	2,106,300.00	2,106,300.00	0.00	0.00	0.00	0.00	0.00
LBP/Philippine Department of Tourism - Frankfurt (FE)	2021-12-02051	2021-12-06	5,848.17	5,848.17	5,848.17	0.00	0.00	0.00	0.00	0.00
Achievers Sales Corporation	2021-12-02013	2021-12-02	24,796.00	24,796.00	24,796.00	0.00	0.00	0.00	0.00	0.00
Gold 7 International Trading Corp.	2021-11-01857	2021-11-12	551,934.00	551,934.00	551,934.00	0.00	0.00	0.00	0.00	0.00
Philstar Daily, INC.	2021-10-01572	2021-10-07	268,128.00	268,128.00	268,128.00	0.00	0.00	0.00	0.00	0.00
JMC Pest Management	2021-06-00925	2021-06-29	69,862.50	69,862.50	0.00	69,862.50	0.00	0.00	0.00	0.00
Angelica Paula S. Lapena	2021-12-02419	2021-12-31	1,510.00	1,510.00	1,510.00	0.00	0.00	0.00	0.00	0.00
Jennifer B. Rucio	2021-12-02411	2021-12-31	2,261.00	2,261.00	2,261.00	0.00	0.00	0.00	0.00	0.00
Leah M. Rasonabe	2021-12-02401	2021-12-31	5,217.00	5,217.00	5,217.00	0.00	0.00	0.00	0.00	0.00
Filbert Ian A. Tan	2021-12-02393	2021-12-31	6,000.00	6,000.00	6,000.00	0.00	0.00	0.00	0.00	0.00
Precy-Salvacion T. Aguinaldo	2021-12-02330	2021-12-27	2,082.00	2,082.00	2,082.00	0.00	0.00	0.00	0.00	0.00
Rufino G. Antipala	2021-12-02316	2021-12-27	6,271.24	6,271.24	6,271.24	0.00	0.00	0.00	0.00	0.00
21-Sep-21	2021-09-01467	2021-09-21	1,512,750.00	1,512,750.00	1,512,750.00	0.00	0.00	0.00	0.00	0.00
LBP/Azucena C. Pallugna	2021-09-01492	2021-09-24	1,920,262.24	1,920,262.24	1,920,262.24	0.00	0.00	0.00	0.00	0.00
LBP/Azucena C. Pallugna	2021-06-00874	2021-06-23	1,846,406.00	1,846,406.00	0.00	1,846,406.00	0.00	0.00	0.00	0.00
LBP/Philippine Department of Tourism-Frankfurt	2021-06-00736	2021-06-01	2,376,646.00	2,376,646.00	0.00	2,376,646.00	0.00	0.00	0.00	0.00
LBP/Tourism Office, Embassy of the Philippines PNBMJPT	2021-06-00892	2021-06-24	2,750,000.00	2,750,000.00	0.00	2,750,000.00	0.00	0.00	0.00	0.00
LBP/Fay Lena Castro	2021-06-00900	2021-06-24	2,500,000.00	2,500,000.00	0.00	2,500,000.00	0.00	0.00	0.00	0.00
Procurement Services - DBM	2021-06-00825	2021-06-10	73,951.99	73,951.99	0.00	73,951.99	0.00	0.00	0.00	0.00

This report was generated using the Unified Reporting System on 16/02/2022 15:04 version.FAR3.1.1 ; Status : APPROVED

Department: Department of Tourism (DOT)
Agency: Office of the Secretary
Operating Unit: Central Office
Organization Code (UACS) : 21 001 0100000

Name of Creditors	Obligation Request and Status			AGING OF UNPAID OBLIGATIONS						
				Amount	90 days & below	91 to 180 days	181 to 270 days	271 to 365/366 days	More than 1 year but less than 2 years	More than 2 years
	Number	Date	Amount	5=(6+7+8+9+10+11)	6	7	8	9	10	11
LBP/PT VFS Services Indonesia (FE)	2021-12-02474	2021-12-31	11,663.84	11,663.84	11,663.84	0.00	0.00	0.00	0.00	0.00
Anabelle O. Moreno	2021-12-02304	2021-12-24	16,800.00	16,800.00	16,800.00	0.00	0.00	0.00	0.00	0.00
Martin Aguilar	2021-12-02236	2021-12-20	11,400.00	11,400.00	11,400.00	0.00	0.00	0.00	0.00	0.00
Santos Buenvenida	2021-12-02194	2021-12-17	13,200.00	13,200.00	13,200.00	0.00	0.00	0.00	0.00	0.00
Advance Solutions, INC	2021-12-02068	2021-12-09	17,480.00	17,480.00	17,480.00	0.00	0.00	0.00	0.00	0.00
DDB Philippines, INC	2021-07-01023	2021-07-09	39,996,178.43	39,996,178.43	0.00	39,996,178.43	0.00	0.00	0.00	0.00
Philippine Department of Tourism Kor	2021-12-02596	2021-12-31	35,882.88	35,882.88	35,882.88	0.00	0.00	0.00	0.00	0.00
Shroff International Travel Care Inc.	2021-11-01946	2021-11-23	2,297,662.50	2,297,662.50	2,297,662.50	0.00	0.00	0.00	0.00	0.00
Juan Pasyalan Travel and Tours	2021-12-2423	2021-12-31	603,000.00	603,000.00	603,000.00	0.00	0.00	0.00	0.00	0.00
Golden Jade Trading Services Co., Ltd.	2021-12-02052	2021-12-06	1,521,330.00	1,521,330.00	1,521,330.00	0.00	0.00	0.00	0.00	0.00
BCB Events and Marketing Management, Inc.	2021-12-02483	2021-12-31	5,415,000.00	5,415,000.00	5,415,000.00	0.00	0.00	0.00	0.00	0.00
CCT. 168 Travel and Tours Corporation	2021-12-02501	2021-12-31	123,266.67	123,266.67	123,266.67	0.00	0.00	0.00	0.00	0.00
Marilyn Alicia O. Padilla	2021-12-02476	2021-12-31	1,144,603.04	1,144,603.04	1,144,603.04	0.00	0.00	0.00	0.00	0.00
DOT Central Office	2021-12-02458	2021-12-31	10,000.00	10,000.00	10,000.00	0.00	0.00	0.00	0.00	0.00
DOT Central Office	2021-12-02450	2021-12-31	25,000.00	25,000.00	25,000.00	0.00	0.00	0.00	0.00	0.00
Czarina Zara-Loyola	2021-12-02440	2021-12-31	49,939.00	49,939.00	49,939.00	0.00	0.00	0.00	0.00	0.00
Ma. Teresa U. Fevidal	2021-12-02422	2021-12-31	9,304.54	9,304.54	9,304.54	0.00	0.00	0.00	0.00	0.00
National Printing Office	2021-12-02320	2021-12-27	14,380.00	14,380.00	14,380.00	0.00	0.00	0.00	0.00	0.00
Avecilla Trading	2021-12-02275	2021-12-22	347,900.00	347,900.00	347,900.00	0.00	0.00	0.00	0.00	0.00
Cesar N. Natividad	2021-12-02258	2021-12-21	6,000.00	6,000.00	6,000.00	0.00	0.00	0.00	0.00	0.00
TwoEco, INC.	2021-12-02241	2021-12-20	7,500,000.00	7,500,000.00	7,500,000.00	0.00	0.00	0.00	0.00	0.00
LBP/Katherine A. Alcantara	2021-12-02204	2021-12-17	167,406.72	167,406.72	167,406.72	0.00	0.00	0.00	0.00	0.00
Nine26 Marketing Consultancy	2021-12-02140	2021-12-13	258,000.00	258,000.00	258,000.00	0.00	0.00	0.00	0.00	0.00
Durga Das Publications (Middle East) FZE	2021-12-02100	2021-12-10	1,400,000.00	1,400,000.00	1,400,000.00	0.00	0.00	0.00	0.00	0.00
LBP/Philippine Department of Tourism - Frankfurt	2021-12-02050	2021-12-03	1,043,100.00	1,043,100.00	1,043,100.00	0.00	0.00	0.00	0.00	0.00
1A Occupational Safety and Health Training Corporation	2021-11-01964	2021-11-25	750,000.00	750,000.00	750,000.00	0.00	0.00	0.00	0.00	0.00
Philtoa Foundation, INC	2021-11-01855	2021-11-12	594,000.00	594,000.00	594,000.00	0.00	0.00	0.00	0.00	0.00
Marine Wild Fauna Watch of the Philippines, INC	2021-10-01569	2021-10-07	300,000.00	300,000.00	300,000.00	0.00	0.00	0.00	0.00	0.00
Pioneer Professional Academy of Asia, INC.	2021-06-00839	2021-06-14	150,000.00	150,000.00	0.00	150,000.00	0.00	0.00	0.00	0.00

This report was generated using the Unified Reporting System on 16/02/2022 15:04 version.FAR3.1.1 ; Status : APPROVED

Department: Department of Tourism (DOT)
Agency: Office of the Secretary
Operating Unit: Central Office
Organization Code (UACS) : 21 001 0100000

Name of Creditors	Obligation Request and Status			AGING OF UNPAID OBLIGATIONS						
	Number	Date	Amount	Amount	90 days & below	91 to 180 days	181 to 270 days	271 to 365/366 days	More than 1 year but less than 2 years	More than 2 years
				5=(6+7+8+9+10+11)	6	7	8	9	10	11
1	2	3	4							
Ma. Teresa U. Fevidal	2021-12-02418	2021-12-31	1,260.00	1,260.00	1,260.00	0.00	0.00	0.00	0.00	0.00
Precy Salvacion T. Aguinaldo	2021-12-02410	2021-12-31	1,320.00	1,320.00	1,320.00	0.00	0.00	0.00	0.00	0.00
Anna Isabelle Malay	2021-12-02400	2021-12-31	5,496.00	5,496.00	5,496.00	0.00	0.00	0.00	0.00	0.00
Carlos L. Magnaye	2021-12-02392	2021-12-31	2,999.00	2,999.00	2,999.00	0.00	0.00	0.00	0.00	0.00
Marissa Victoria C. Claustro	2021-12-02329	2021-12-27	3,754.00	3,754.00	3,754.00	0.00	0.00	0.00	0.00	0.00
DOT Central Office	2021-12-02315	2021-12-27	16,510.09	16,510.09	16,510.09	0.00	0.00	0.00	0.00	0.00
LBP/Jerome B. Diaz	2021-09-01485	2021-09-24	2,595,603.92	2,595,603.92	2,595,603.92	0.00	0.00	0.00	0.00	0.00
LBP/Faye Lena R. Castro	2021-09-01493	2021-09-24	1,861,478.84	1,861,478.84	1,861,478.84	0.00	0.00	0.00	0.00	0.00
LBP/Diesel F. Lubrin	2021-06-00875	2021-06-23	2,611,619.84	2,611,619.84	0.00	2,611,619.84	0.00	0.00	0.00	0.00
LBP/Philippine Department of Tourism-Frankfurt (FE)	2021-06-00736	2021-06-01	11,530.75	11,530.75	0.00	11,530.75	0.00	0.00	0.00	0.00
LBP/Diesel F. Lubrin	2021-06-00893	2021-06-24	3,000,000.00	3,000,000.00	0.00	3,000,000.00	0.00	0.00	0.00	0.00
LBP/Philippine Department of Tourism - New York	2021-06-00901	2021-06-24	2,750,000.00	2,750,000.00	0.00	2,750,000.00	0.00	0.00	0.00	0.00
Procurement Services - DBM	2021-06-00826	2021-06-10	35,241.27	35,241.27	0.00	35,241.27	0.00	0.00	0.00	0.00
LBP/PT VFS Services Indonesia	2021-12-02473	2021-12-31	7,689.00	7,689.00	7,689.00	0.00	0.00	0.00	0.00	0.00
Blando C. Soriano	2021-12-02303	2021-12-24	29,810.00	29,810.00	29,810.00	0.00	0.00	0.00	0.00	0.00
Procurement Service - DBM	2021-12-02235	2021-12-20	15,493.26	15,493.26	15,493.26	0.00	0.00	0.00	0.00	0.00
Lilibeth C. Aragon	2021-12-02193	2021-12-17	13,800.00	13,800.00	13,800.00	0.00	0.00	0.00	0.00	0.00
Golden Jade Trading Service Co., Ltd.	2021-12-02052	2021-12-07	68,670.00	68,670.00	68,670.00	0.00	0.00	0.00	0.00	0.00
Touch XDA, INC	2021-08-01221	2021-08-12	65,155,656.06	65,155,656.06	0.00	65,155,656.06	0.00	0.00	0.00	0.00
LCP OSS Account	2021-11-01802	2021-11-04	301,360.00	301,360.00	301,360.00	0.00	0.00	0.00	0.00	0.00
Philippine Department of Tourism	2021-12-02595	2021-12-31	82,842.02	82,842.02	82,842.02	0.00	0.00	0.00	0.00	0.00
Scubastudio Philippines Inc.	2021-11-01892	2021-11-18	989,856.00	989,856.00	989,856.00	0.00	0.00	0.00	0.00	0.00
Peptarsus Corp	2021-12-02433	2021-12-31	990,000.00	990,000.00	990,000.00	0.00	0.00	0.00	0.00	0.00
Golden Jade Trading Services Co., Ltd.	2021-12-02464	2021-12-31	675,750.00	675,750.00	675,750.00	0.00	0.00	0.00	0.00	0.00
UBM Exhibition Philippines	2021-12-02075	2021-12-09	1,008,000.00	1,008,000.00	1,008,000.00	0.00	0.00	0.00	0.00	0.00
VF Worldwide Holdings Ltd.	2021-12-02042	2021-12-03	1,353,369.60	1,353,369.60	1,353,369.60	0.00	0.00	0.00	0.00	0.00
Jean Lisette R. Isibido	2021-12-2615	2021-12-31	5,233.00	5,233.00	5,233.00	0.00	0.00	0.00	0.00	0.00
Charmaine T. Dalisay-Jimenez	2021-12-02469	2021-12-31	2,957.00	2,957.00	2,957.00	0.00	0.00	0.00	0.00	0.00
DOT Central Office	2021-12-02457	2021-12-31	92,000.00	92,000.00	92,000.00	0.00	0.00	0.00	0.00	0.00

This report was generated using the Unified Reporting System on 16/02/2022 15:04 version.FAR3.1.1 ; Status : APPROVED

Department: Department of Tourism (DOT)
Agency: Office of the Secretary
Operating Unit: Central Office
Organization Code (UACS) : 21 001 0100000

Name of Creditors	Obligation Request and Status			AGING OF UNPAID OBLIGATIONS						
	Number	Date	Amount	Amount	90 days & below	91 to 180 days	181 to 270 days	271 to 365/366 days	More than 1 year but less than 2 years	More than 2 years
				5=(6+7+8+9+10+11)	6	7	8	9	10	11
1	2	3	4							
DOT Central Office	2021-12-02449	2021-12-31	15,000.00	15,000.00	15,000.00	0.00	0.00	0.00	0.00	0.00
Best Diagnostic Corporation	2021-12-02439	2021-12-31	381,000.00	381,000.00	381,000.00	0.00	0.00	0.00	0.00	0.00
Sharlemagne S. Valdez	2021-12-02421	2021-12-31	1,260.00	1,260.00	1,260.00	0.00	0.00	0.00	0.00	0.00
Myra Paz V. Abubakar	2021-12-02318	2021-12-27	19,000.00	19,000.00	19,000.00	0.00	0.00	0.00	0.00	0.00
CCT 168 Travel and Tours Corporation	2021-12-02270	2021-12-22	744,240.00	744,240.00	744,240.00	0.00	0.00	0.00	0.00	0.00
Aireeze Bautista	2021-12-02257	2021-12-21	9,217.00	9,217.00	9,217.00	0.00	0.00	0.00	0.00	0.00
Procurement Service - DBM	2021-12-02240	2021-12-20	162,840.46	162,840.46	162,840.46	0.00	0.00	0.00	0.00	0.00
LBP/Katherine A. Alcantara (FE)	2021-12-02204	2021-12-17	3,332.27	3,332.27	3,332.27	0.00	0.00	0.00	0.00	0.00
Pioneer Professional Academy of Asia, INC.	2021-12-02137	2021-12-13	310,000.00	310,000.00	310,000.00	0.00	0.00	0.00	0.00	0.00
Durga Das Publications (Middle East) FZE	2021-12-02099	2021-12-10	2,499,999.98	2,499,999.98	2,499,999.98	0.00	0.00	0.00	0.00	0.00
LBP/Philippine Department of Tourism - Frankfurt (FE)	2021-12-02050	2021-12-03	5,848.17	5,848.17	5,848.17	0.00	0.00	0.00	0.00	0.00
Achievers Sales Corporation	2021-11-01961	2021-11-24	28,884.00	28,884.00	28,884.00	0.00	0.00	0.00	0.00	0.00
TWO ECO, INC	2021-11-01847	2021-11-11	950,000.00	950,000.00	950,000.00	0.00	0.00	0.00	0.00	0.00
Nonpareil International Freight and Cargo Services, Inc	2021-08-01203	2021-08-10	137,551.84	137,551.84	0.00	137,551.84	0.00	0.00	0.00	0.00
Durga Das Publications (Middle East) FZE	2021-06-00806	2021-06-09	1,186,851.80	1,186,851.80	0.00	1,186,851.80	0.00	0.00	0.00	0.00
Marissa Victoria C. Claustro	2021-12-02417	2021-12-31	2,666.00	2,666.00	2,666.00	0.00	0.00	0.00	0.00	0.00
Ma. Teresa U. Fevidal	2021-12-02409	2021-12-31	2,260.00	2,260.00	2,260.00	0.00	0.00	0.00	0.00	0.00
Jennifer A. Olba	2021-12-02399	2021-12-31	11,300.00	11,300.00	11,300.00	0.00	0.00	0.00	0.00	0.00
Christopher V. Morales	2021-12-02372	2021-12-31	16,500.00	16,500.00	16,500.00	0.00	0.00	0.00	0.00	0.00
Marissa Victoria C. Claustro	2021-12-02328	2021-12-27	2,280.00	2,280.00	2,280.00	0.00	0.00	0.00	0.00	0.00
Enrico A. Halili Jr.	2021-12-02314	2021-12-27	5,716.89	5,716.89	5,716.89	0.00	0.00	0.00	0.00	0.00
LBP/Diosel F. Lubrin	2021-09-01486	2021-09-24	2,417,472.72	2,417,472.72	2,417,472.72	0.00	0.00	0.00	0.00	0.00
LBP/Luz A. Navarro	2021-09-01494	2021-09-24	2,184,403.00	2,184,403.00	2,184,403.00	0.00	0.00	0.00	0.00	0.00
LBP/Fay Lena Castro	2021-02-00094	2021-02-09	2,500,000.00	2,500,000.00	0.00	0.00	0.00	2,500,000.00	0.00	0.00
LBP/Jerome B. Diaz	2021-06-00877	2021-06-23	2,495,773.00	2,495,773.00	0.00	2,495,773.00	0.00	0.00	0.00	0.00
LBP/Genesis Raenani G. Renos	2021-06-00894	2021-06-24	3,250,000.00	3,250,000.00	0.00	3,250,000.00	0.00	0.00	0.00	0.00
LBP/Philippine Embassy - Department of Tourism	2021-06-00902	2021-06-24	3,500,000.00	3,500,000.00	0.00	3,500,000.00	0.00	0.00	0.00	0.00
LBP/Eleanor A. Palima (FE)	2021-06-00871	2021-06-23	6,633.66	6,633.66	0.00	6,633.66	0.00	0.00	0.00	0.00
LBP/PT VFS Services Indonesia	2021-12-02472	2021-12-31	7,531.14	7,531.14	7,531.14	0.00	0.00	0.00	0.00	0.00

This report was generated using the Unified Reporting System on 16/02/2022 15:04 version.FAR3.1.1 ; Status : APPROVED

Department: Department of Tourism (DOT)
Agency: Office of the Secretary
Operating Unit: Central Office
Organization Code (UACS) : 21 001 0100000

Name of Creditors	Obligation Request and Status			AGING OF UNPAID OBLIGATIONS						
	Number	Date	Amount	Amount	90 days & below	91 to 180 days	181 to 270 days	271 to 365/366 days	More than 1 year but less than 2 years	More than 2 years
				5=(6+7+8+9+10+11)	6	7	8	9	10	11
1	2	3	4							
Maria Rica C. Bueno	2021-12-02301	2021-12-23	16,800.00	16,800.00	16,800.00	0.00	0.00	0.00	0.00	0.00
Ely V. Aldea	2021-12-02245	2021-12-20	5,000.00	5,000.00	5,000.00	0.00	0.00	0.00	0.00	0.00
Nicalto Events and Marketing	2021-12-02185	2021-12-16	17,538.00	17,538.00	17,538.00	0.00	0.00	0.00	0.00	0.00
Association of Government Internal Auditors, INC.	2021-12-02037	2021-12-03	24,500.00	24,500.00	24,500.00	0.00	0.00	0.00	0.00	0.00
IPG Mediabrands Philippines, INC	2021-11-01890	2021-11-18	139,713,751.58	139,713,751.58	139,713,751.58	0.00	0.00	0.00	0.00	0.00
CCT 168 Travel and Tours Corp.	2021-12-02520	2021-12-31	516,937.50	516,937.50	516,937.50	0.00	0.00	0.00	0.00	0.00
Maria Corazon Jorda-Apo	2021-12-02594	2021-12-31	6,720.00	6,720.00	6,720.00	0.00	0.00	0.00	0.00	0.00
Scubastudio Philippines Inc.	2021-12-02325	2021-12-27	622,092.80	622,092.80	622,092.80	0.00	0.00	0.00	0.00	0.00
PDOT San Francisco	2021-12-02622	2021-12-31	603,830.00	603,830.00	603,830.00	0.00	0.00	0.00	0.00	0.00
Golden Jade Trading Services Co., Ltd.	2021-12-02350	2021-12-29	3,244,978.00	3,244,978.00	3,244,978.00	0.00	0.00	0.00	0.00	0.00
Enderun Colleges, Inc.	2021-12-02432	2021-12-31	700,000.00	700,000.00	700,000.00	0.00	0.00	0.00	0.00	0.00
PT VFS Services Indonesia	2021-12-02470	2021-12-31	538,599.36	538,599.36	538,599.36	0.00	0.00	0.00	0.00	0.00
Ma. Trinidad C. Dacuycuy	2021-12-02482	2021-12-31	1,295,773.59	1,295,773.59	1,295,773.59	0.00	0.00	0.00	0.00	0.00
Charmaine T. Dalisay-Jimenez	2021-12-02468	2021-12-31	1,260.00	1,260.00	1,260.00	0.00	0.00	0.00	0.00	0.00
DOT Central Office	2021-12-02456	2021-12-31	10,000.00	10,000.00	10,000.00	0.00	0.00	0.00	0.00	0.00
DOT Central Office	2021-12-02448	2021-12-31	20,000.00	20,000.00	20,000.00	0.00	0.00	0.00	0.00	0.00
Arel Kenric S. Jose	2021-12-02437	2021-12-31	5,000.00	5,000.00	5,000.00	0.00	0.00	0.00	0.00	0.00
Jennifer B. Rucio	2021-12-02420	2021-12-31	1,736.00	1,736.00	1,736.00	0.00	0.00	0.00	0.00	0.00
Maria Imelda Say	2021-12-02310	2021-12-24	105,014.40	105,014.40	105,014.40	0.00	0.00	0.00	0.00	0.00
CCT 168 Travel and Tours Corporation	2021-12-02269	2021-12-22	775,000.00	775,000.00	775,000.00	0.00	0.00	0.00	0.00	0.00
Integrated Automotive Services, INC.	2021-12-02255	2021-12-21	40,062.40	40,062.40	40,062.40	0.00	0.00	0.00	0.00	0.00
Siam Tourism Group Co. LTD.	2021-12-02230	2021-12-20	1,827,971.64	1,827,971.64	1,827,971.64	0.00	0.00	0.00	0.00	0.00
NQA Philippines, INC.	2021-12-02201	2021-12-17	195,000.00	195,000.00	195,000.00	0.00	0.00	0.00	0.00	0.00
Annset Holidays, INC.	2021-12-02117	2021-12-10	63,647.00	63,647.00	63,647.00	0.00	0.00	0.00	0.00	0.00
Durga Das Publications (Middle East) FZE	2021-12-02098	2021-12-10	1,700,000.00	1,700,000.00	1,700,000.00	0.00	0.00	0.00	0.00	0.00
Amreivax Corporation	2021-12-02049	2021-12-03	457,254.00	457,254.00	457,254.00	0.00	0.00	0.00	0.00	0.00
St. Girard Printers, INC	2021-11-01960	2021-11-24	34,000.00	34,000.00	34,000.00	0.00	0.00	0.00	0.00	0.00
Paradigma International, INC	2021-11-01829	2021-11-09	141,600.00	141,600.00	141,600.00	0.00	0.00	0.00	0.00	0.00
Avecom Trading	2021-08-01200	2021-08-10	183,600.00	183,600.00	0.00	183,600.00	0.00	0.00	0.00	0.00

This report was generated using the Unified Reporting System on 16/02/2022 15:04 version.FAR3.1.1 ; Status : APPROVED

Department: Department of Tourism (DOT)
Agency: Office of the Secretary
Operating Unit: Central Office
Organization Code (UACS) : 21 001 0100000

Name of Creditors	Obligation Request and Status			AGING OF UNPAID OBLIGATIONS						
	Number	Date	Amount	Amount	90 days & below	91 to 180 days	181 to 270 days	271 to 365/366 days	More than 1 year but less than 2 years	More than 2 years
				5=(6+7+8+9+10+11)	6	7	8	9	10	11
1	2	3	4							
Petron Corporation	2021-06-00797	2021-06-08	773,851.79	773,851.79	0.00	773,851.79	0.00	0.00	0.00	0.00
JC Jan O. Cueto	2021-12-02416	2021-12-31	1,260.00	1,260.00	1,260.00	0.00	0.00	0.00	0.00	0.00
Angelica Paula S. Lapena	2021-12-02408	2021-12-31	2,610.00	2,610.00	2,610.00	0.00	0.00	0.00	0.00	0.00
Jennifer A. Olba	2021-12-02398	2021-12-31	4,000.00	4,000.00	4,000.00	0.00	0.00	0.00	0.00	0.00
Maricel C. Malalad	2021-12-02371	2021-12-29	8,626.00	8,626.00	8,626.00	0.00	0.00	0.00	0.00	0.00
Marissa Victoria C. Claustro	2021-12-02327	2021-12-27	3,260.00	3,260.00	3,260.00	0.00	0.00	0.00	0.00	0.00
Kyle Dominic G. Ta-Ay	2021-12-02313	2021-12-27	2,064.55	2,064.55	2,064.55	0.00	0.00	0.00	0.00	0.00
LBP/Genesis Raenani G. Renos	2021-09-01487	2021-09-24	1,899,084.20	1,899,084.20	1,899,084.20	0.00	0.00	0.00	0.00	0.00
LBP/Anabelle Gaye O. Apostol	2021-09-01495	2021-09-24	2,287,162.80	2,287,162.80	2,287,162.80	0.00	0.00	0.00	0.00	0.00
LBP/Fay Lena Castro (FE)	2021-02-00094	2021-02-09	11,875.00	11,875.00	0.00	0.00	0.00	11,875.00	0.00	0.00
LBP/Warren S. Palacio	2021-06-00878	2021-06-23	2,038,938.50	2,038,938.50	0.00	2,038,938.50	0.00	0.00	0.00	0.00
LBP/Warren S. Palacio	2021-06-00895	2021-06-24	3,500,000.00	3,500,000.00	0.00	3,500,000.00	0.00	0.00	0.00	0.00
LBP/Anabelle Gaye O. Apostol	2021-06-00903	2021-06-24	3,000,000.00	3,000,000.00	0.00	3,000,000.00	0.00	0.00	0.00	0.00
LBP/Katherine A. Alcantara (FE)	2021-06-00872	2021-06-23	11,061.61	11,061.61	0.00	11,061.61	0.00	0.00	0.00	0.00
LBP/PT VFS Services Indonesia (FE)	2021-12-02471	2021-12-31	8,225.72	8,225.72	8,225.72	0.00	0.00	0.00	0.00	0.00
Integrated Automotive Services, INC.	2021-12-02276	2021-12-22	25,844.00	25,844.00	25,844.00	0.00	0.00	0.00	0.00	0.00
John Torralba	2021-12-02244	2021-12-20	3,990.12	3,990.12	3,990.12	0.00	0.00	0.00	0.00	0.00
Dolores SD. Alforte	2021-12-02184	2021-12-15	10,800.00	10,800.00	10,800.00	0.00	0.00	0.00	0.00	0.00
01-Dec-21	2021-12-02009	2021-12-01	55,129.82	55,129.82	55,129.82	0.00	0.00	0.00	0.00	0.00
MYBUSYBEE, INC	2021-11-01826	2021-11-09	19,777,000.00	19,777,000.00	19,777,000.00	0.00	0.00	0.00	0.00	0.00
HANN PHILIPPINES, Inc.	2021-12-02521	2021-12-31	1,760,379.11	1,760,379.11	1,760,379.11	0.00	0.00	0.00	0.00	0.00
Embassy of the Philippines - Department of Tourism	2021-12-02593	2021-12-31	42,770.32	42,770.32	42,770.32	0.00	0.00	0.00	0.00	0.00
Studio H2O Dive Ventures Inc.	2021-12-02127	2021-12-13	987,840.00	987,840.00	987,840.00	0.00	0.00	0.00	0.00	0.00
Siam Tourism Group Co., Ltd.	2021-12-02466	2021-12-31	1,494,308.50	1,494,308.50	1,494,308.50	0.00	0.00	0.00	0.00	0.00
Golden Jade Trading Services Co., Ltd.	2021-12-02346	2021-12-29	1,590,000.00	1,590,000.00	1,590,000.00	0.00	0.00	0.00	0.00	0.00
CCT 168 Travel and Tour Corp.	2021-12-02343	2021-12-28	550,800.00	550,800.00	550,800.00	0.00	0.00	0.00	0.00	0.00
PT VFS Services Indonesia	2021-12-02471	2021-12-31	1,634,285.64	1,634,285.64	1,634,285.64	0.00	0.00	0.00	0.00	0.00
Rosalinda C. Dela Cruz	2021-12-02481	2021-12-31	494,515.12	494,515.12	494,515.12	0.00	0.00	0.00	0.00	0.00
Charmaine T. Dalisay-Jimenez	2021-12-02467	2021-12-31	2,760.00	2,760.00	2,760.00	0.00	0.00	0.00	0.00	0.00

Department: Department of Tourism (DOT)
Agency: Office of the Secretary
Operating Unit: Central Office
Organization Code (UACS) : 21 001 0100000

Name of Creditors	Obligation Request and Status			AGING OF UNPAID OBLIGATIONS						
				Amount	90 days & below	91 to 180 days	181 to 270 days	271 to 365/366 days	More than 1 year but less than 2 years	More than 2 years
	Number	Date	Amount	5=(6+7+8+9+10+11)	6	7	8	9	10	11
DOT Central Office	2021-12-02455	2021-12-31	10,000.00	10,000.00	10,000.00	0.00	0.00	0.00	0.00	0.00
DOT Central Office	2021-12-02447	2021-12-31	12,000.00	12,000.00	12,000.00	0.00	0.00	0.00	0.00	0.00
DOT Central Office	2021-12-02436	2021-12-31	292,000.00	292,000.00	292,000.00	0.00	0.00	0.00	0.00	0.00
Virginia P. Aquino	2021-12-02338	2021-12-29	66,001.85	66,001.85	66,001.85	0.00	0.00	0.00	0.00	0.00
Total Exhibit and Expo Solutions, INC.	2021-12-02281	2021-12-22	797,000.00	797,000.00	797,000.00	0.00	0.00	0.00	0.00	0.00
CCT 168 Travel and Tours Corporation	2021-12-02268	2021-12-22	580,700.00	580,700.00	580,700.00	0.00	0.00	0.00	0.00	0.00
Power House Pest Control Services	2021-12-02251	2021-12-21	41,777.00	41,777.00	41,777.00	0.00	0.00	0.00	0.00	0.00
Sharlyne D. Balitaan	2021-12-02211	2021-12-17	6,000.00	6,000.00	6,000.00	0.00	0.00	0.00	0.00	0.00
Macro Vision Consultancy	2021-12-02187	2021-12-16	2,098,456.17	2,098,456.17	2,098,456.17	0.00	0.00	0.00	0.00	0.00
Marvin I. Norona	2021-12-02107	2021-12-10	55,789.05	55,789.05	55,789.05	0.00	0.00	0.00	0.00	0.00
My Busybee INC.	2021-12-02095	2021-12-10	204,166.67	204,166.67	204,166.67	0.00	0.00	0.00	0.00	0.00
Zenzest Asia INC.	2021-12-02044	2021-12-03	618,400.00	618,400.00	618,400.00	0.00	0.00	0.00	0.00	0.00
UBIX Corporation	2021-11-01894	2021-11-18	295,598.02	295,598.02	295,598.02	0.00	0.00	0.00	0.00	0.00
DOT Central Office	2021-10-01717	2021-10-25	310,000.00	310,000.00	310,000.00	0.00	0.00	0.00	0.00	0.00
Annset Holidays, INC	2021-08-01153	2021-08-02	24,000.00	24,000.00	24,000.00	0.00	0.00	0.00	0.00	0.00
M & M Water Refilling Station	2021-06-00792	2021-06-07	122,840.00	122,840.00	0.00	122,840.00	0.00	0.00	0.00	0.00
Precy Salvacion T. Aguinaldo	2021-12-02415	2021-12-31	1,260.00	1,260.00	1,260.00	0.00	0.00	0.00	0.00	0.00
Renee Marie N. Reyes	2021-12-02406	2021-12-31	2,010.00	2,010.00	2,010.00	0.00	0.00	0.00	0.00	0.00
Victory Liner, INC.	2021-12-02397	2021-12-31	2,726.51	2,726.51	2,726.51	0.00	0.00	0.00	0.00	0.00
Achievers Sales Corporation	2021-12-02335	2021-12-29	6,874.00	6,874.00	6,874.00	0.00	0.00	0.00	0.00	0.00
Justine Carlo J. Geronimo	2021-12-02326	2021-12-27	990.00	990.00	990.00	0.00	0.00	0.00	0.00	0.00
DOT Central Office	2021-12-02312	2021-12-24	32,072.36	32,072.36	32,072.36	0.00	0.00	0.00	0.00	0.00
LBP/Warren S. Palacio	2021-09-01488	2021-09-24	2,120,496.04	2,120,496.04	2,120,496.04	0.00	0.00	0.00	0.00	0.00
LBP/Katherine A. Alcantara	2021-09-01496	2021-09-24	2,400,957.52	2,400,957.52	2,400,957.52	0.00	0.00	0.00	0.00	0.00
LBP/Marie Soleil P. Tropicales	2021-02-00100	2022-02-09	2,750,000.00	2,750,000.00	0.00	0.00	0.00	2,750,000.00	0.00	0.00
LBP/Genesis Raenani G. Renos	2021-06-00879	2021-06-23	1,848,542.50	1,848,542.50	0.00	1,848,542.50	0.00	0.00	0.00	0.00
LBP/Hazel H. Javier	2021-06-00896	2021-06-24	2,750,000.00	2,750,000.00	0.00	2,750,000.00	0.00	0.00	0.00	0.00
Petron Corporation	2021-08-01224	2021-08-12	378,328.10	378,328.10	0.00	378,328.10	0.00	0.00	0.00	0.00
LBP/Faye Lena R. Castro (FE)	2021-06-00873	2021-06-23	8,976.41	8,976.41	0.00	8,976.41	0.00	0.00	0.00	0.00

This report was generated using the Unified Reporting System on 16/02/2022 15:04 version.FAR3.1.1 ; Status : APPROVED

Department: Department of Tourism (DOT)
Agency: Office of the Secretary
Operating Unit: Central Office
Organization Code (UACS) : 21 001 0100000

Name of Creditors	Obligation Request and Status			AGING OF UNPAID OBLIGATIONS						
	Number	Date	Amount	Amount	90 days & below	91 to 180 days	181 to 270 days	271 to 365/366 days	More than 1 year but less than 2 years	More than 2 years
				5=(6+7+8+9+10+11)	6	7	8	9	10	11
1	2	3	4							
LBP/PT VFS Services Indonesia (FE)	2021-12-02470	2021-12-31	3,569.05	3,569.05	3,569.05	0.00	0.00	0.00	0.00	0.00
Viva Sales Enterprises	2021-12-02278	2021-12-22	7,800.00	7,800.00	7,800.00	0.00	0.00	0.00	0.00	0.00
Romeo Palustre Pena	2021-12-02243	2021-12-20	3,990.12	3,990.12	3,990.12	0.00	0.00	0.00	0.00	0.00
Noemi Teresa J. Cancio	2021-12-02182	2021-12-15	13,800.00	13,800.00	13,800.00	0.00	0.00	0.00	0.00	0.00
Organic Intelligence Consulting, INC	2021-12-02017	2021-12-02	15,498,564.58	15,498,564.58	15,498,564.58	0.00	0.00	0.00	0.00	0.00
Tourism Office - Embassy of the Philippines	2021-12-02600	2021-12-31	32,600.00	32,600.00	32,600.00	0.00	0.00	0.00	0.00	0.00
Philippine Embassy - Department of Tourism	2021-12-02592	2021-12-31	204,345.29	204,345.29	204,345.29	0.00	0.00	0.00	0.00	0.00
Mediasense, Inc.	2021-11-01947	2021-11-23	9,875,040.00	9,875,040.00	9,875,040.00	0.00	0.00	0.00	0.00	0.00
Siam Tourism Group Co., Ltd.	2021-12-02465	2021-12-31	1,599,222.00	1,599,222.00	1,599,222.00	0.00	0.00	0.00	0.00	0.00
Golden Jade Trading Services Co., Ltd.	2021-12-02345	2021-12-29	996,400.00	996,400.00	996,400.00	0.00	0.00	0.00	0.00	0.00
CCT 168 Travel and Tours Corporation	2021-12-02344	2021-12-28	682,550.00	682,550.00	682,550.00	0.00	0.00	0.00	0.00	0.00
PT VFS Services Indonesia	2021-12-02472	2021-12-31	1,470,856.92	1,470,856.92	1,470,856.92	0.00	0.00	0.00	0.00	0.00
Warren S. Palacio	2021-12-02480	2021-12-31	16,735.45	16,735.45	16,735.45	0.00	0.00	0.00	0.00	0.00
Bryan A. Roldan	2021-12-02462	2021-12-31	5,000.00	5,000.00	5,000.00	0.00	0.00	0.00	0.00	0.00
DOT Central Office	2021-12-02454	2021-12-31	20,000.00	20,000.00	20,000.00	0.00	0.00	0.00	0.00	0.00
DOT Central Office	2021-12-02446	2021-12-31	30,000.00	30,000.00	30,000.00	0.00	0.00	0.00	0.00	0.00
Justine Carlo J. Geronimo	2021-12-02435	2021-12-31	1,680.00	1,680.00	1,680.00	0.00	0.00	0.00	0.00	0.00
Fredowil Medical Supplies	2021-12-02382	2021-12-29	163,336.50	163,336.50	163,336.50	0.00	0.00	0.00	0.00	0.00
CCT 168 Travel and Tours Corporation	2021-12-02280	2021-12-22	593,400.00	593,400.00	593,400.00	0.00	0.00	0.00	0.00	0.00
Travellers International Hotel Group, INC.	2021-12-02263	2021-12-21	917,593.60	917,593.60	917,593.60	0.00	0.00	0.00	0.00	0.00
Verna C. Buensuceso	2021-12-02249	2021-12-21	10,500.00	10,500.00	10,500.00	0.00	0.00	0.00	0.00	0.00
Ma. Christina Aquino	2021-12-02210	2021-12-17	13,800.00	13,800.00	13,800.00	0.00	0.00	0.00	0.00	0.00
Suzy Anne Tapanan	2021-12-02183	2021-12-15	288,000.00	288,000.00	288,000.00	0.00	0.00	0.00	0.00	0.00
Paul Penfold	2021-12-02106	2021-12-10	18,541.55	18,541.55	18,541.55	0.00	0.00	0.00	0.00	0.00
Masaya Studio, INC.	2021-12-02094	2021-12-09	184,000.00	184,000.00	184,000.00	0.00	0.00	0.00	0.00	0.00
Blencenido F. Manzares, Jr.	2021-12-02043	2021-12-03	444,500.00	444,500.00	444,500.00	0.00	0.00	0.00	0.00	0.00
PLL Publishing House	2021-11-01880	2021-11-17	298,888.00	298,888.00	298,888.00	0.00	0.00	0.00	0.00	0.00
Ecopy Corporation	2021-10-01648	2021-10-19	1,569,071.36	1,569,071.36	1,569,071.36	0.00	0.00	0.00	0.00	0.00
UBIX Corporation	2021-07-01020	2021-07-09	671,587.17	671,587.17	0.00	671,587.17	0.00	0.00	0.00	0.00

This report was generated using the Unified Reporting System on 16/02/2022 15:04 version.FAR3.1.1 ; Status : APPROVED

Department: Department of Tourism (DOT)
Agency: Office of the Secretary
Operating Unit: Central Office
Organization Code (UACS) : 21 001 0100000

Name of Creditors	Obligation Request and Status			AGING OF UNPAID OBLIGATIONS						
	Number	Date	Amount	Amount	90 days & below	91 to 180 days	181 to 270 days	271 to 365/366 days	More than 1 year but less than 2 years	More than 2 years
				5=(6+7+8+9+10+11)	6	7	8	9	10	11
1	2	3	4							
D'Triumph Cleaners and Allied Services, INC	2021-06-00771	2021-06-03	916,270.26	916,270.26	0.00	916,270.26	0.00	0.00	0.00	0.00
Marissa Victoria C. Claustro	2021-12-02414	2021-12-31	3,125.00	3,125.00	3,125.00	0.00	0.00	0.00	0.00	0.00
Raymund Glen A. Agustin	2021-12-02405	2021-12-31	2,500.00	2,500.00	2,500.00	0.00	0.00	0.00	0.00	0.00
Biviana G. Severa	2021-12-02396	2021-12-31	3,010.00	3,010.00	3,010.00	0.00	0.00	0.00	0.00	0.00
Mary Angelene A. Tolentino	2021-12-02334	2021-12-29	11,300.00	11,300.00	11,300.00	0.00	0.00	0.00	0.00	0.00
Rei Ann S. Razon	2021-12-02322	2021-12-27	240.00	240.00	240.00	0.00	0.00	0.00	0.00	0.00
Bel Air Bus Charter Corporation	2021-12-02300	2021-12-23	32,400.00	32,400.00	32,400.00	0.00	0.00	0.00	0.00	0.00
LBP/Hazel H. Javier	2021-09-01489	2021-09-24	1,974,146.72	1,974,146.72	1,974,146.72	0.00	0.00	0.00	0.00	0.00
LBP/Eleanor A. Palima	2021-06-00871	2021-06-23	1,273,871.58	1,273,871.58	0.00	1,273,871.58	0.00	0.00	0.00	0.00
LBP/Marie Soleil P. Tropicales (FEO)	2021-02-00100	2022-02-09	12,937.50	12,937.50	0.00	0.00	0.00	12,937.50	0.00	0.00
LBP/Liliosa B. Libosada	2021-06-00880	2021-06-23	2,093,792.00	2,093,792.00	0.00	2,093,792.00	0.00	0.00	0.00	0.00
LBP/Eleanor A. Palima	2021-06-00897	2021-06-24	3,000,000.00	3,000,000.00	0.00	3,000,000.00	0.00	0.00	0.00	0.00
Bureau of Treasury	2021-08-01274	2021-08-24	153,375.00	153,375.00	0.00	153,375.00	0.00	0.00	0.00	0.00
Nonpareil International Freight and Cargo Servcies, INC	2021-02-00188	2021-02-23	218,586.14	218,586.14	0.00	0.00	0.00	218,586.14	0.00	0.00
LBP/Azucena C. Pallugna (FE)	2021-06-00874	2021-06-23	9,036.63	9,036.63	0.00	9,036.63	0.00	0.00	0.00	0.00
Miriam C. Palabrica	2021-12-02307	2021-12-24	16,800.00	16,800.00	16,800.00	0.00	0.00	0.00	0.00	0.00
Ma. Christina Aquino	2021-12-02239	2021-12-20	11,400.00	11,400.00	11,400.00	0.00	0.00	0.00	0.00	0.00
Rhea Corina Mejia	2021-12-02234	2021-12-20	11,400.00	11,400.00	11,400.00	0.00	0.00	0.00	0.00	0.00
Toyota Otis, INC	2021-12-02084	2021-12-09	24,424.75	24,424.75	24,424.75	0.00	0.00	0.00	0.00	0.00
Sub-total			653,084,037.71	653,084,037.71	425,097,258.60	207,837,522.27	14,655,858.20	5,493,398.64	0.00	0.00
B.2 Prior Years' Appropriations			35,462,957.65	35,462,957.65	6,091,692.77	856,192.00	375,189.26	28,139,883.62	0.00	0.00
Beacon Solutions, INC.	CA2020-12-00264	2021-12-31	435,000.00	435,000.00	435,000.00	0.00	0.00	0.00	0.00	0.00
Centaur Digital Marketing PH, INC	CA2020-06-00176	2021-06-03	808,192.00	808,192.00	0.00	808,192.00	0.00	0.00	0.00	0.00
Beacon Solutions, INC.	CA2020-12-00265	2021-12-31	1,842,000.00	1,842,000.00	1,842,000.00	0.00	0.00	0.00	0.00	0.00
Sharp Travel Service (Philippines) Inc	CA2020-02-00039	2021-02-03	816,411.00	816,411.00	0.00	0.00	0.00	816,411.00	0.00	0.00
Daniel G. Corpuz	CA2020-06-00206	2021-06-30	48,000.00	48,000.00	0.00	48,000.00	0.00	0.00	0.00	0.00
American Technologies, Inc.	CA21-12-00272	2021-12-31	999,310.00	999,310.00	999,310.00	0.00	0.00	0.00	0.00	0.00
TRIPS	CA2020-02-00044	2021-02-03	585,285.00	585,285.00	0.00	0.00	0.00	585,285.00	0.00	0.00
Siam Tourism Group Co. LTD.	CA2020-12-00253	2021-12-14	999,198.00	999,198.00	999,198.00	0.00	0.00	0.00	0.00	0.00

This report was generated using the Unified Reporting System on 16/02/2022 15:04 version.FAR3.1.1 ; Status : APPROVED

Department: Department of Tourism (DOT)
Agency: Office of the Secretary
Operating Unit: Central Office
Organization Code (UACS) : 21 001 0100000

Name of Creditors	Obligation Request and Status			AGING OF UNPAID OBLIGATIONS						
	Number	Date	Amount	Amount	90 days & below	91 to 180 days	181 to 270 days	271 to 365/366 days	More than 1 year but less than 2 years	More than 2 years
1	2	3	4	5	6	7	8	9	10	11
DDB Philippines, Inc. Tourism Products	20-12-2380	2020-12-29	25,940,992.00	25,940,992.00	0.00	0.00	0.00	25,940,992.00	0.00	0.00
T.R.I.P.S.	2020-02-0044	2021-02-03	514,195.62	514,195.62	0.00	0.00	0.00	514,195.62	0.00	0.00
Adcentral Consulting	CA2020-02-00057	2021-02-05	200,000.00	200,000.00	0.00	0.00	0.00	200,000.00	0.00	0.00
Maintenance of Airconditioning & Refrigeration (MARCO) CO., INC.	CA2020-12-00258	2021-12-14	603,354.27	603,354.27	603,354.27	0.00	0.00	0.00	0.00	0.00
Ex-link Management and Marketing Services Corporation	CA2020-02-00071	2021-02-15	83,000.00	83,000.00	0.00	0.00	0.00	83,000.00	0.00	0.00
Echochannels, INC.	CA2020-12-00263	2021-12-31	985,943.84	985,943.84	985,943.84	0.00	0.00	0.00	0.00	0.00
Procurement Service - DBM	CA2020-05-00158	2021-05-24	64,241.96	64,241.96	0.00	0.00	64,241.96	0.00	0.00	0.00
Procurement Service - DBM	CA2020-12-00271	2021-12-31	80,527.88	80,527.88	80,527.88	0.00	0.00	0.00	0.00	0.00
Procurement Service - DBM	CA2020-05-00159	2021-05-24	135,133.99	135,133.99	0.00	0.00	135,133.99	0.00	0.00	0.00
Procurement Service - DBM	CA2020-12-00270	2021-12-31	67,958.78	67,958.78	67,958.78	0.00	0.00	0.00	0.00	0.00
American Technologies, INC.	CA2020-12-00259	2021-12-28	78,400.00	78,400.00	78,400.00	0.00	0.00	0.00	0.00	0.00
Mary M. Bilagot	CA2020-05-00165	2021-05-28	175,813.31	175,813.31	0.00	0.00	175,813.31	0.00	0.00	0.00
Sub-total			35,462,957.65	35,462,957.65	6,091,692.77	856,192.00	375,189.26	28,139,883.62	0.00	0.00
Total			688,546,995.36	688,546,995.36	431,188,951.37	208,693,714.27	15,031,047.46	33,633,282.26	0.00	0.00
GRAND TOTAL			713,383,162.60	713,383,162.60	443,061,527.41	210,323,201.85	15,519,185.64	34,150,735.26	10,177,920.00	150,592.44
Total Current Year Appropriations			666,573,821.72	666,573,821.72	436,469,416.85	209,467,009.85	15,143,996.38	5,493,398.64	0.00	0.00
Total Prior Years' Appropriations			46,809,340.88	46,809,340.88	6,592,110.56	856,192.00	375,189.26	28,657,336.62	10,177,920.00	150,592.44

Certified Correct:

Certified Correct:

Recommending Approval:

Approved By:


 JOSEPHINE G. ANDAYA


 ROMAN G. BERSAMIRA


 MILAGROS Y. SAY


 BERNADETTE ROMULO PUYAT

Chief, Budget Division

Chief, Accounting Division

OIC - ASEC Financial Management Service

Secretary



h.t